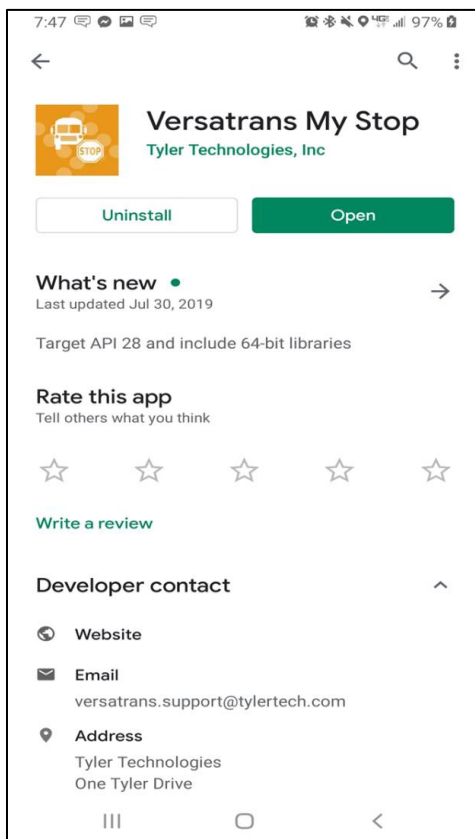


# How to Use Versatrans My Stop

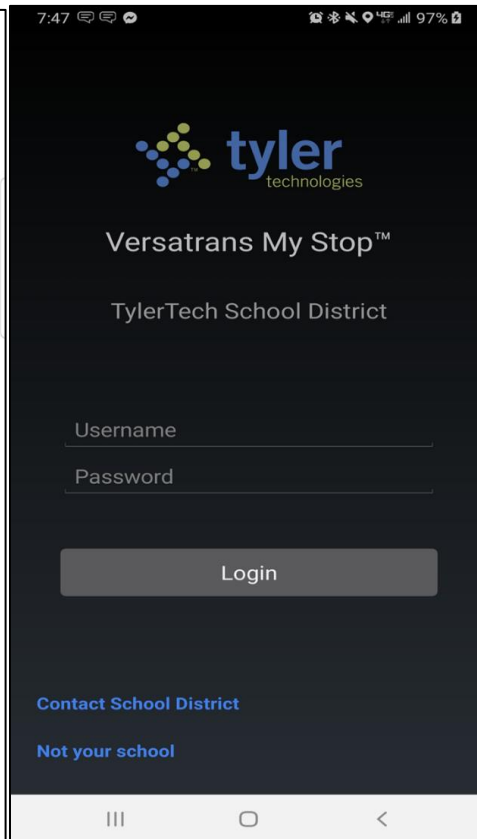
Versatrans My Stop allows parents to track their students' bus location and arrival times as well as receive notifications on delays or other pertinent information. It is an application that can be downloaded on the Apple or Android Store on your smartphone.

## Step 1: Downloading the Versatrans My Stop App

- Type "Versatrans My Stop" into the search field in the App Store (for Apple users) or Play Store (for Android Users)
- Select Versatrans My Stop and download
- After downloading My Stop navigate to the application and tap on it to open it.



*Install Screen*



*Default Screen After Opening App*

## Step 2: Log In essentials

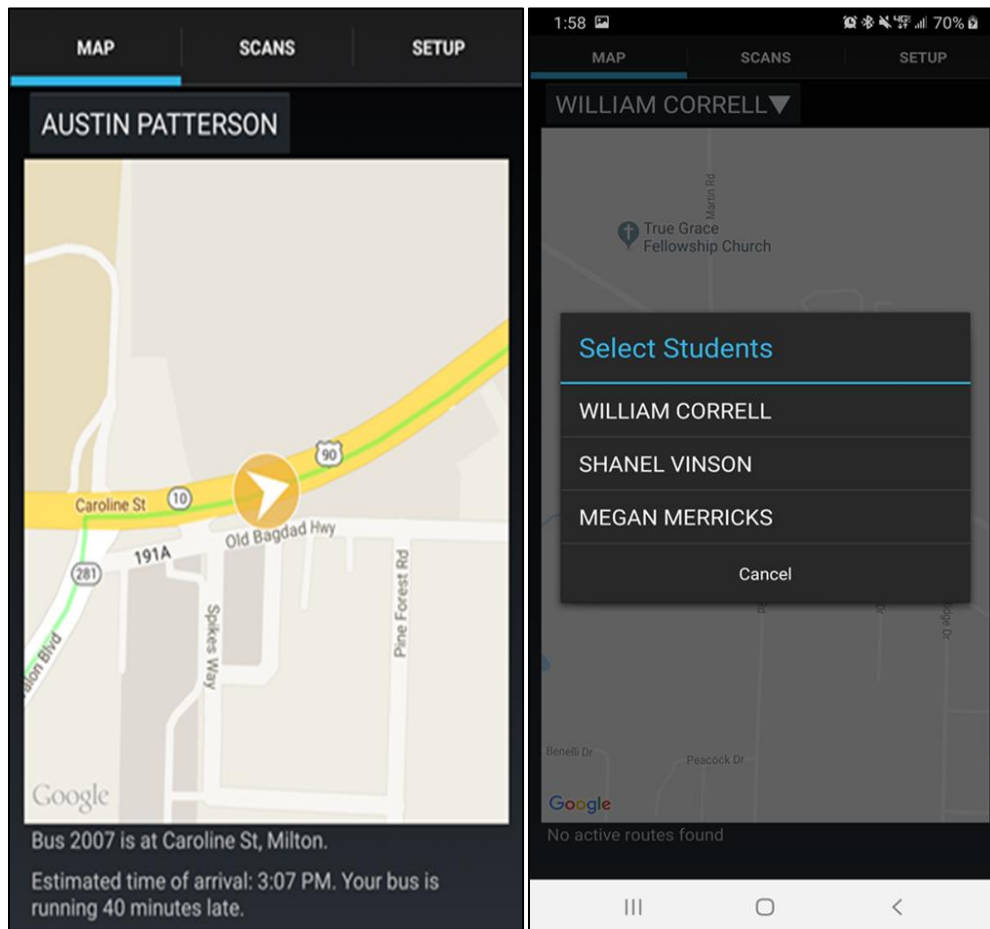
District Name: Statewide Transportation (RI)

Your username is your student's firstname.lastname and your password is your student's date of birth

Username: john.doe      Password: 4/4/1994

### Step 3: Navigating the Map Page

- After logging in you will arrive at the Map section. Here you will see your student's bus location and the estimated time of arrival.
- If you have multiple students riding buses on this screen there is an arrow with a dropdown menu to switch between your students.
- Remember if the bus is not on route you will not be able to see its location.

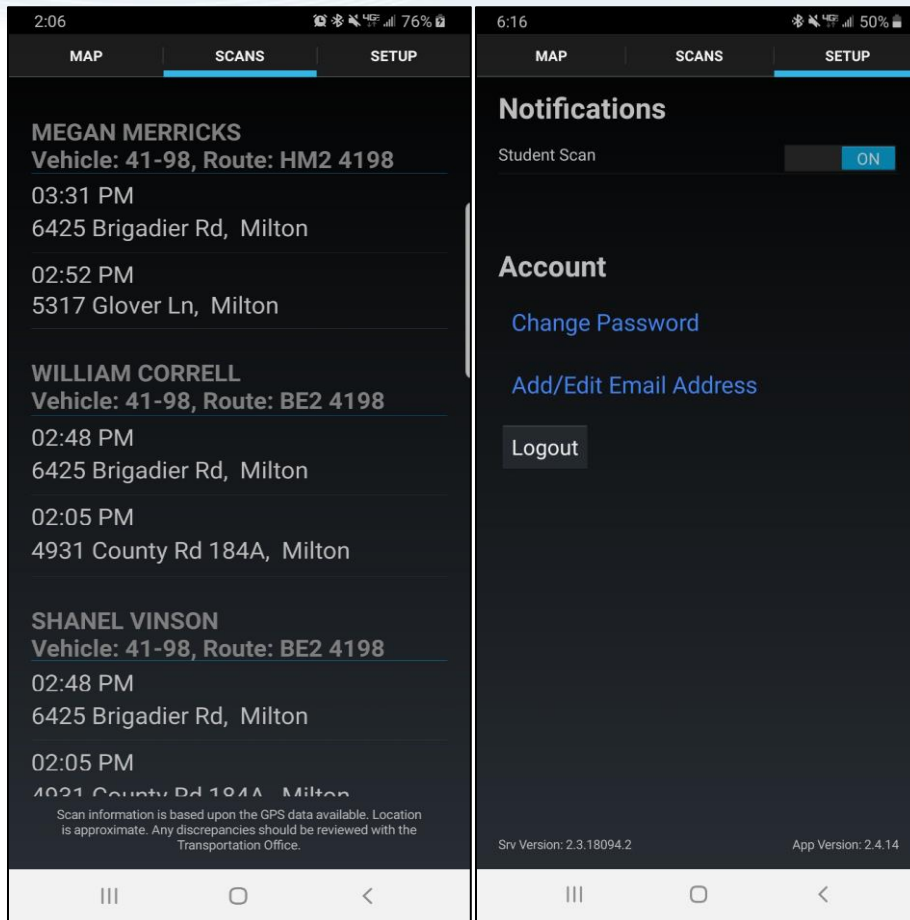


*Bus Location and Arrival Time*

*Dropdown Menu for Students*

### Step 4: Navigating the Scans and Setup Pages

- The Scans page shows the time and location your students scanned on or off the vehicle. Also shown here is their bus number and route name.
- A popup will appear when your student scans onto or off of the bus.
- The Setup page allows for different notifications to be turned to on or off. We recommend all notifications be turned on, as this will allow you to receive the most up-to-date information from the bus and the transportation department.
- You can also log out from the Setup page. Please note, if you are not logged into the application you will not receive notifications to your smartphone.

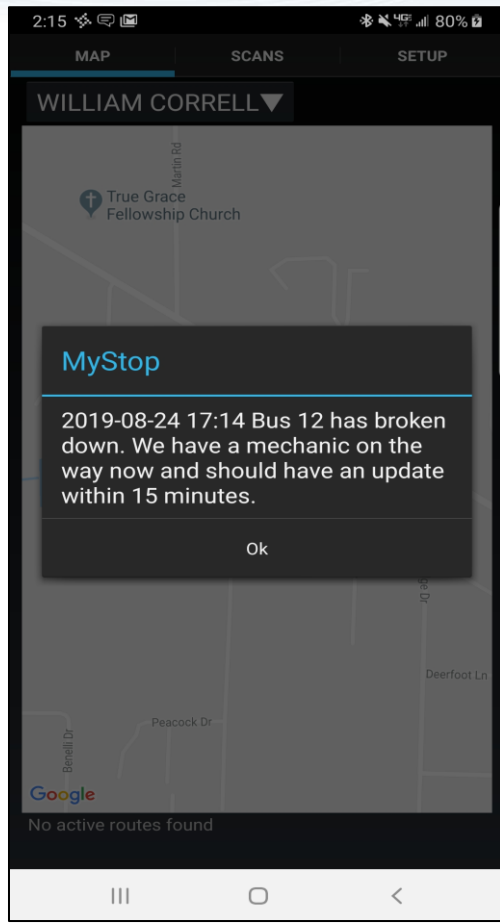


*Student Scans Screen*

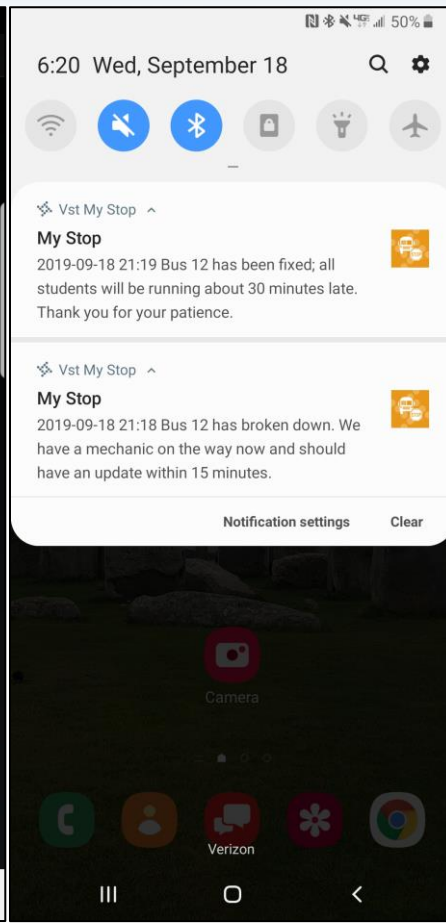
*Notifications Screen*

### Step 5: Understanding Notifications

- The transportation department is now able to communicate bus delays and other information directly through Versatrans My Stop.
- Notifications can be sent to specific students or to all students in the district.
- These notifications will show pop up immediately if you are in the application; if you do not have the application open, yet you are logged in, you will see the notification show up similar to how other notifications show up on your smartphone.



*Notification While In-App*



*Notifications in Notification Center*

**Support**

For any questions about Versatrans My Stop, or any transportation related questions, please reach out to the Statewide office at **401-304-9136 option 1.**