Family Portal Help Guide

The RICAS Family Portal provides online access to a student's individual performance data on the Rhode Island Comprehensive Assessment System (RICAS) tests and will assist with tracking assessment information throughout the student's academic history. To access the RICAS Family Portal on a desktop or mobile device, open a browser and navigate to https://ricasfamilyportal.emetric.net.

Click on a section below or scroll through this guide for instructions on navigating the RICAS Family Portal.

Getting Started
Resetting your Password
Adding Additional Students
Removing Students
Student View
Test History View
Test Results
Detailed Results
Additional Resources and Support

© 2025 eMetric, LLC This document, including any and all attachments, contains the proprietary and confidential information of eMetric. it is not to be distributed to any party without the explicit written consent of eMetric.

Getting Started: First Time Users

Enter the student's state ID (SASID) and date of birth, then select **Go**.

If unsure of the student's SASID, select **Where's my Student ID?** for help.

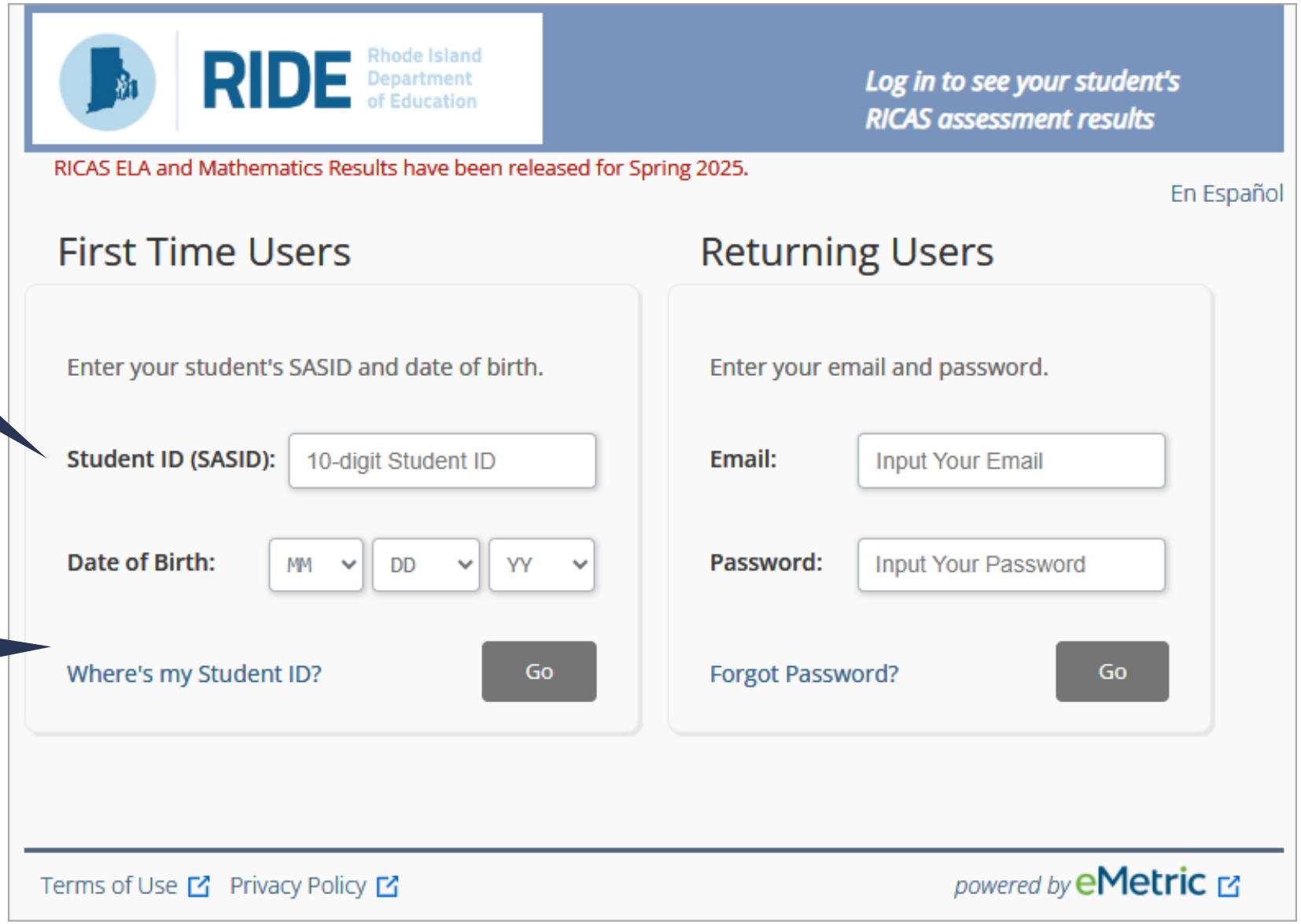

Getting Started: First Time Users

First Time Users: To create a RICAS Family Portal account, enter your email address and create a password.

Read the Privacy Agreement carefully. Check the box indicating that you have read and agreed to the privacy agreement. Select **Register**.

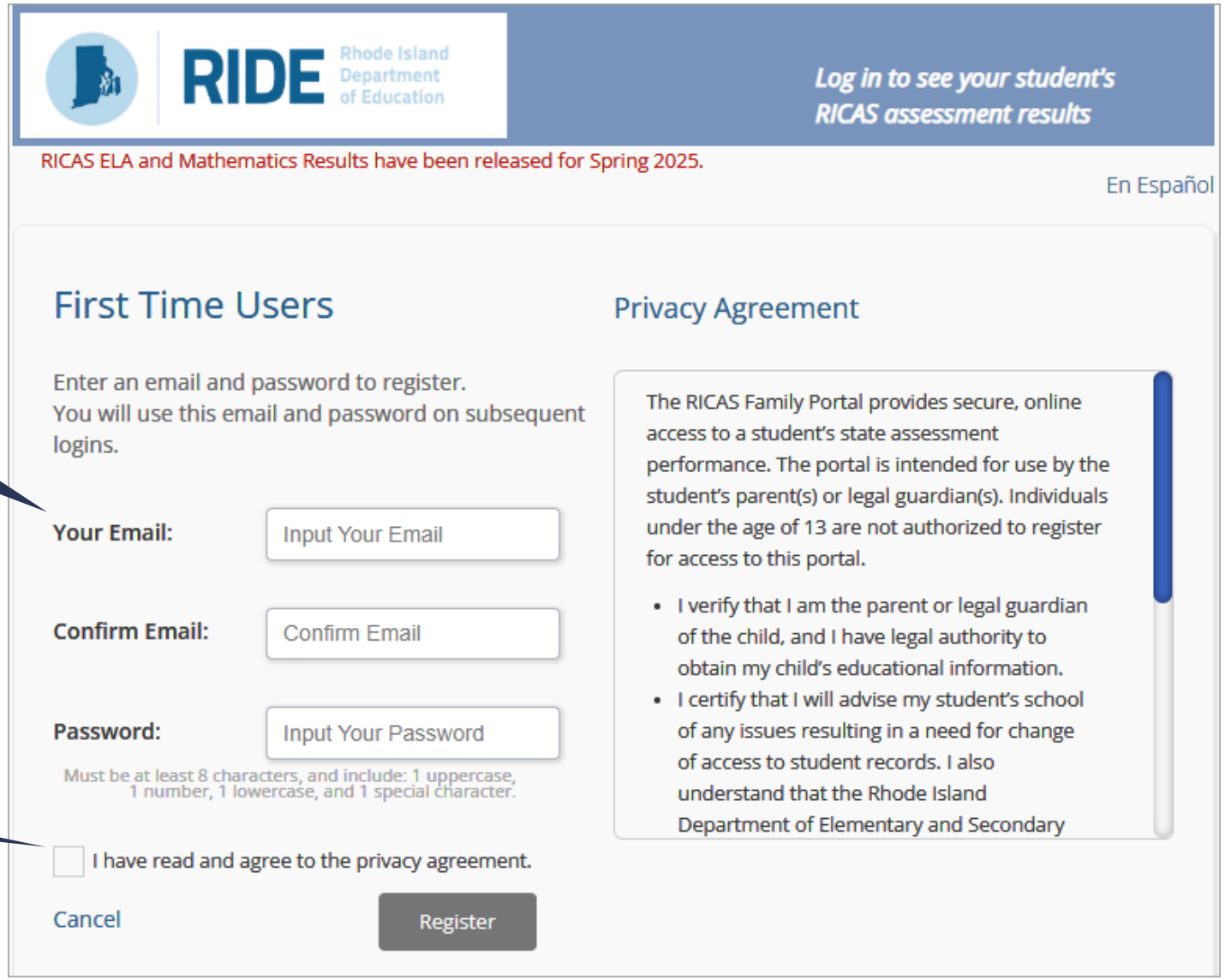

Getting Started: Returning Users

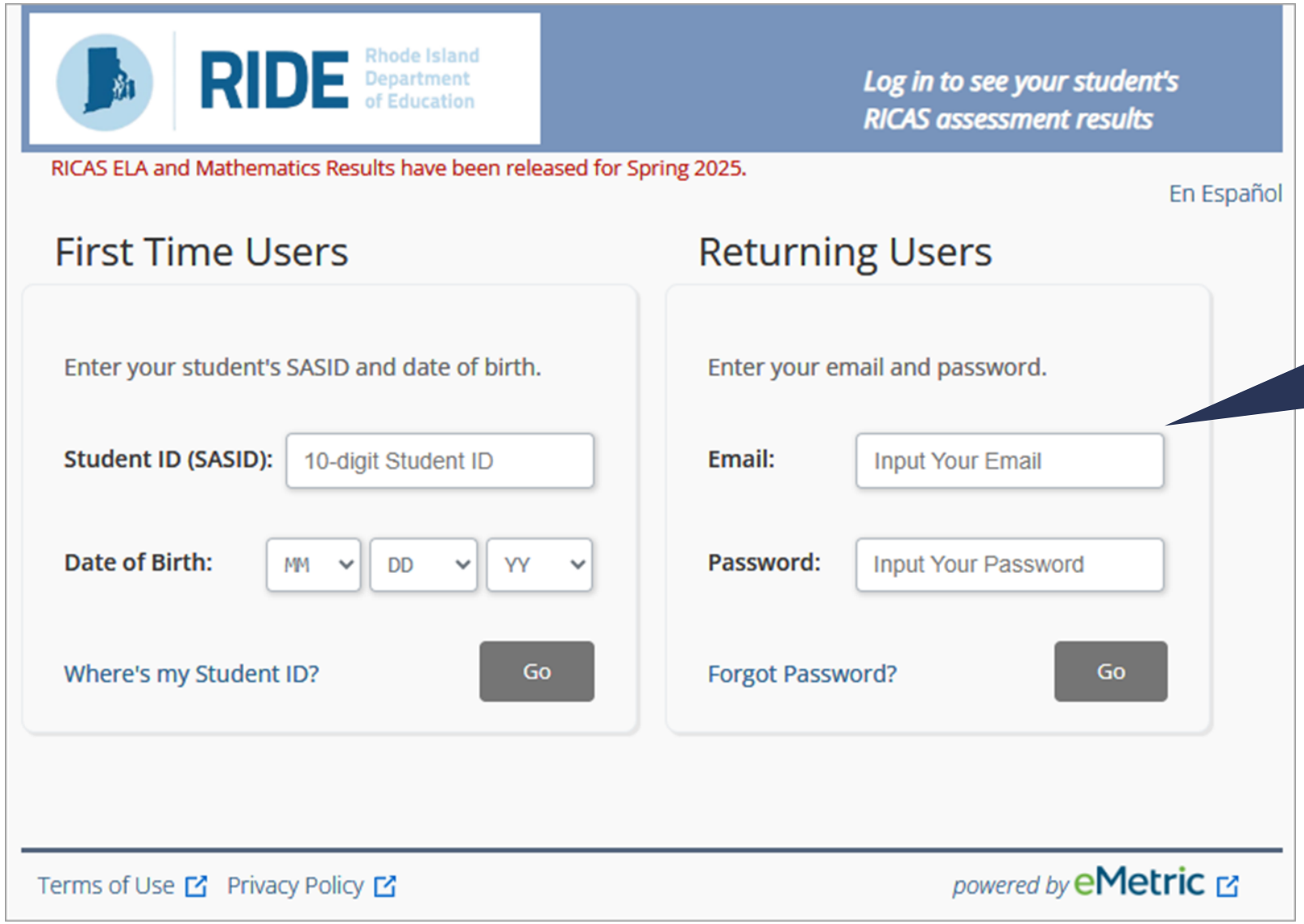

Returning Users: Enter the email address and the password you registered with, then select **Go**.

Resetting your Password

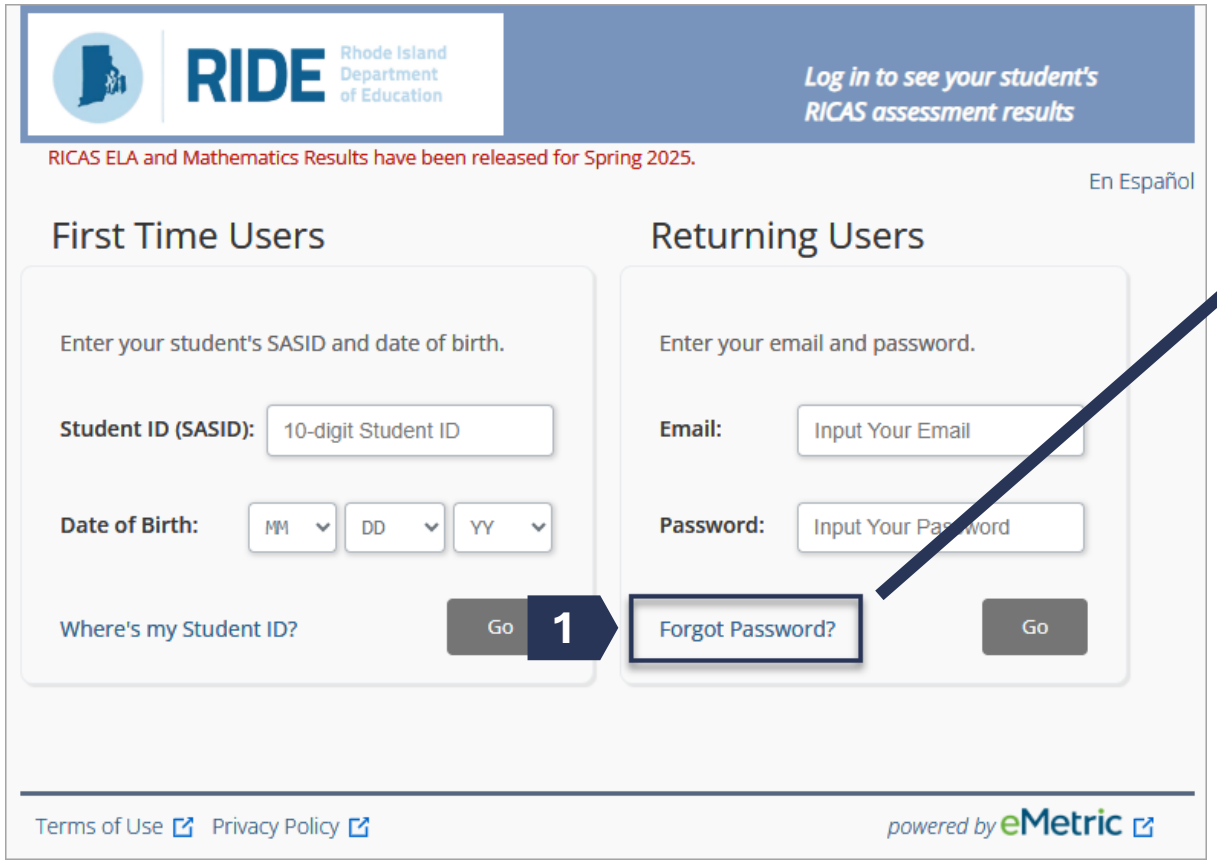

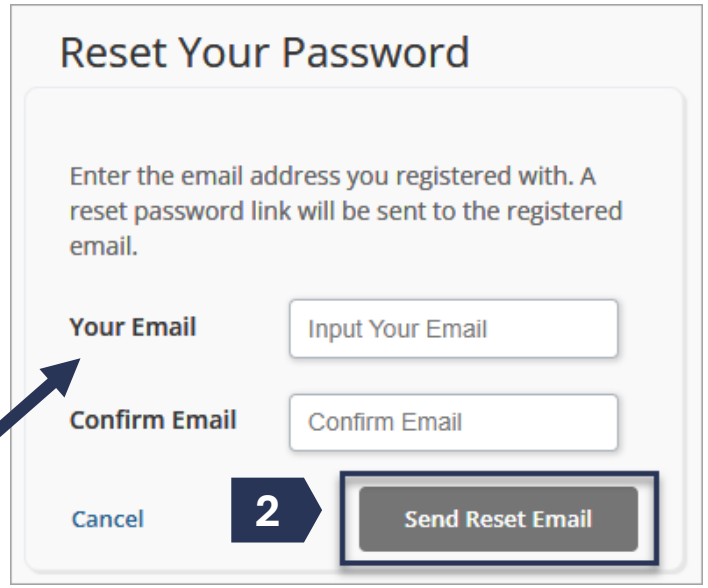

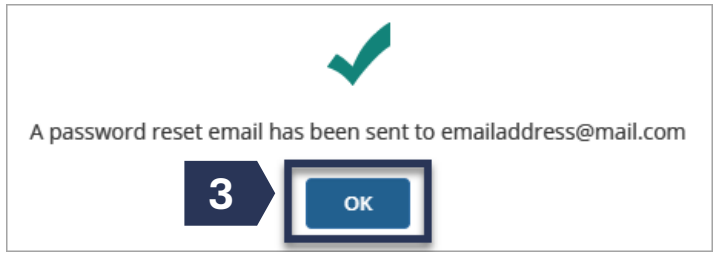

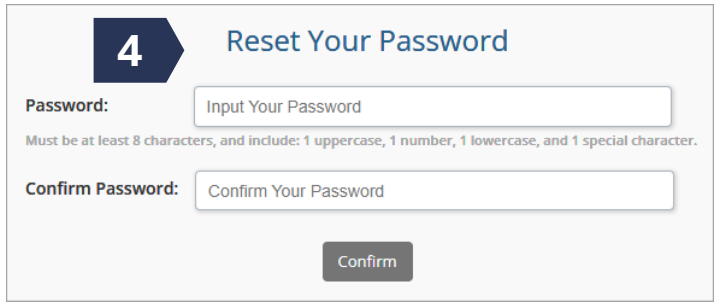

1. Returning users can click the **Forgot Password?** link to initiate a password reset.
2. Enter the email address registered to the account and then enter it again to confirm. Select **Send Reset Email**.
3. Select **OK.**
4. Check your email and follow the link provided. You will be prompted to reset your password in the portal.

Adding Additional Students

Once you have created your account with your email address, you can add additional students to your account. For example, a parent or guardian with more than one student can manage all their students under one RICAS Family Portal Account. Note: A maximum of 10 students can be added to a Family Portal Account.



To add additional students to your account, click **Add New Student**, enter the student's state ID (SASID) and date of birth, then click **Add**.

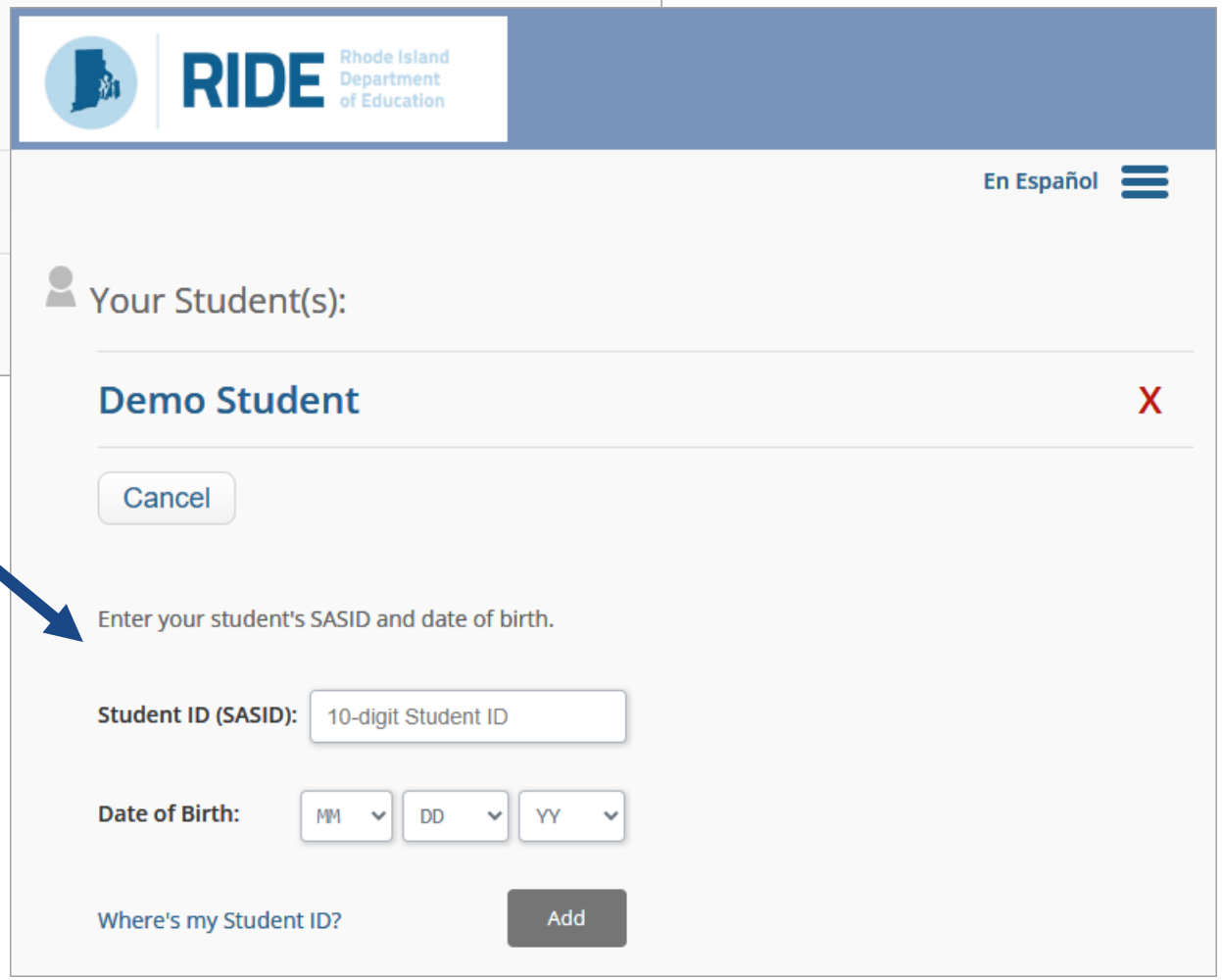

Removing Students

If you need to remove a student from your account, **click** on the red X for the student, a pop-up message will appear for you to confirm the removal of the student from your account.



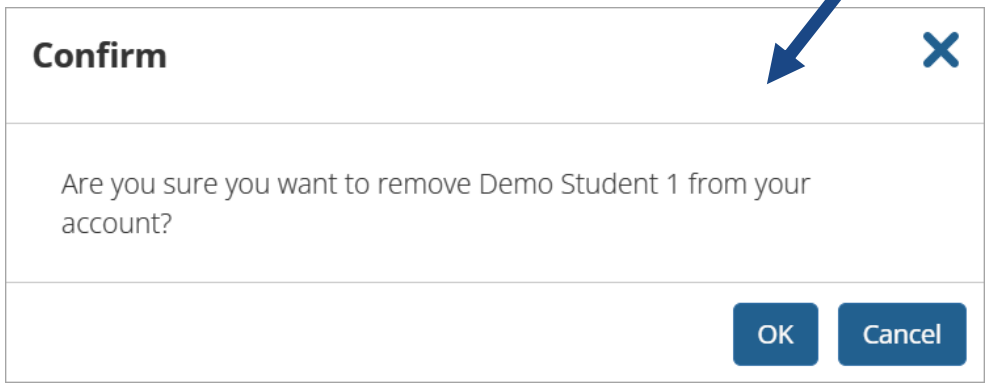

Student View

To view your student's testing history, select the student's name.

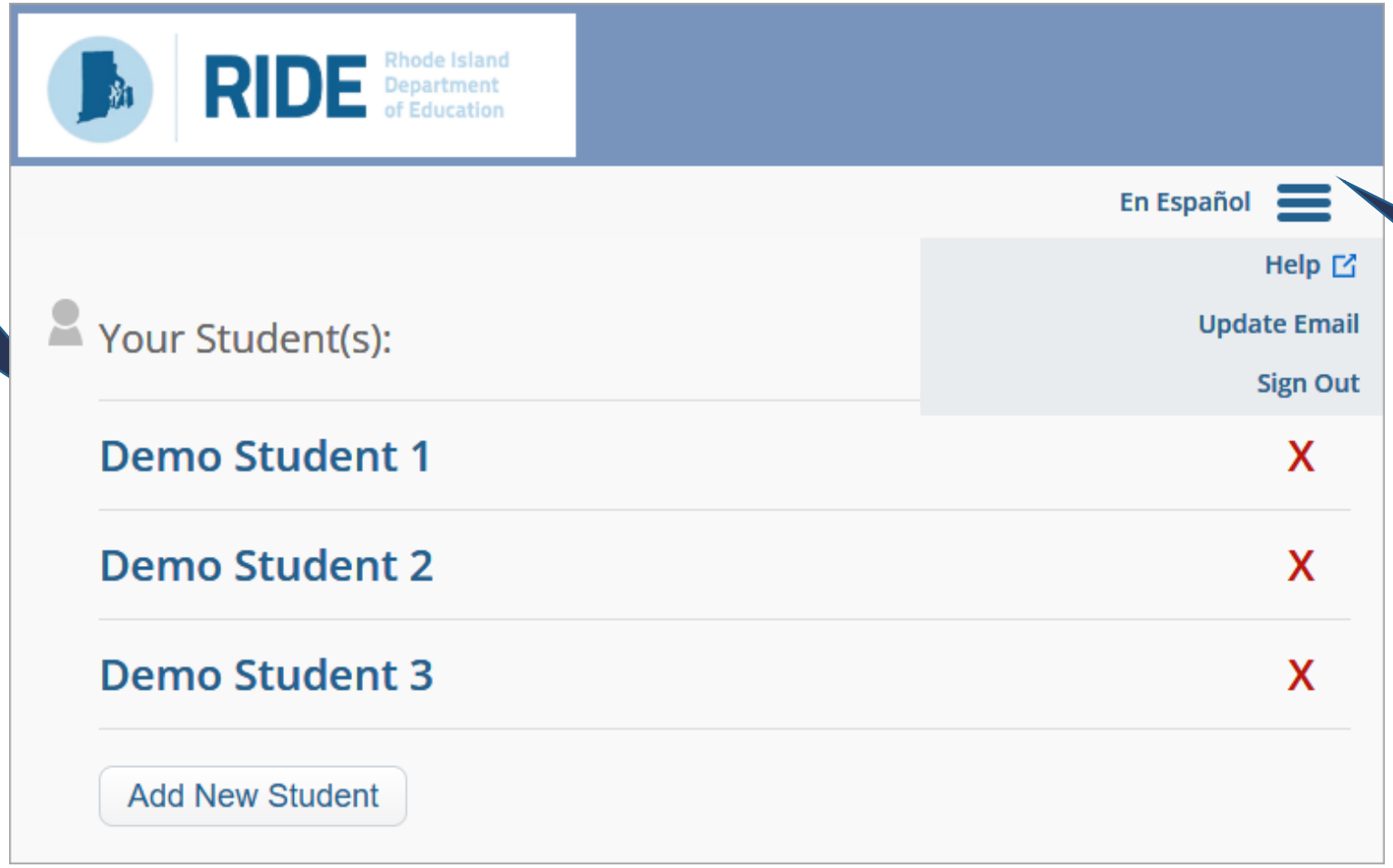

To view the site in Spanish, access the help guide, update your email address, or sign out of the RICAS Family Portal, select the respective links.

Test History View

After selecting your student, you will be directed to your student's test history page. The **Test History** page provides an overview of your student's results based on the selected school year.

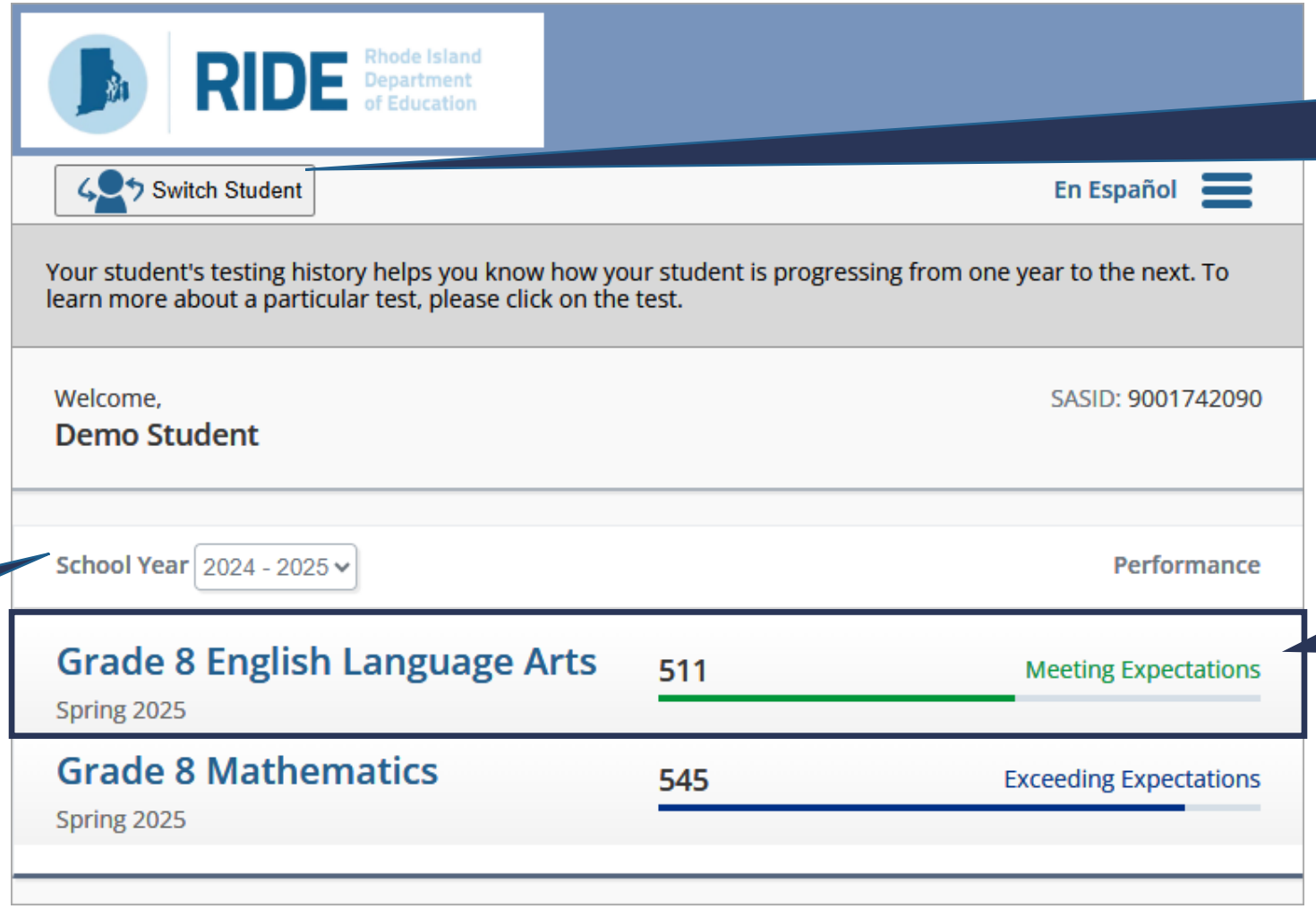

To navigate between students, select the **Switch Student** Button.

Toggle the School Year drop-down menu to access historical data.

For more detailed information, select a test.

Test Results

To navigate between students, select the **Switch Student** Button.

To return to the test history tab, select **Test History**. Select **Detailed Results** to view detailed results for your student and select **Resources** to access resources that further discuss the assessments.

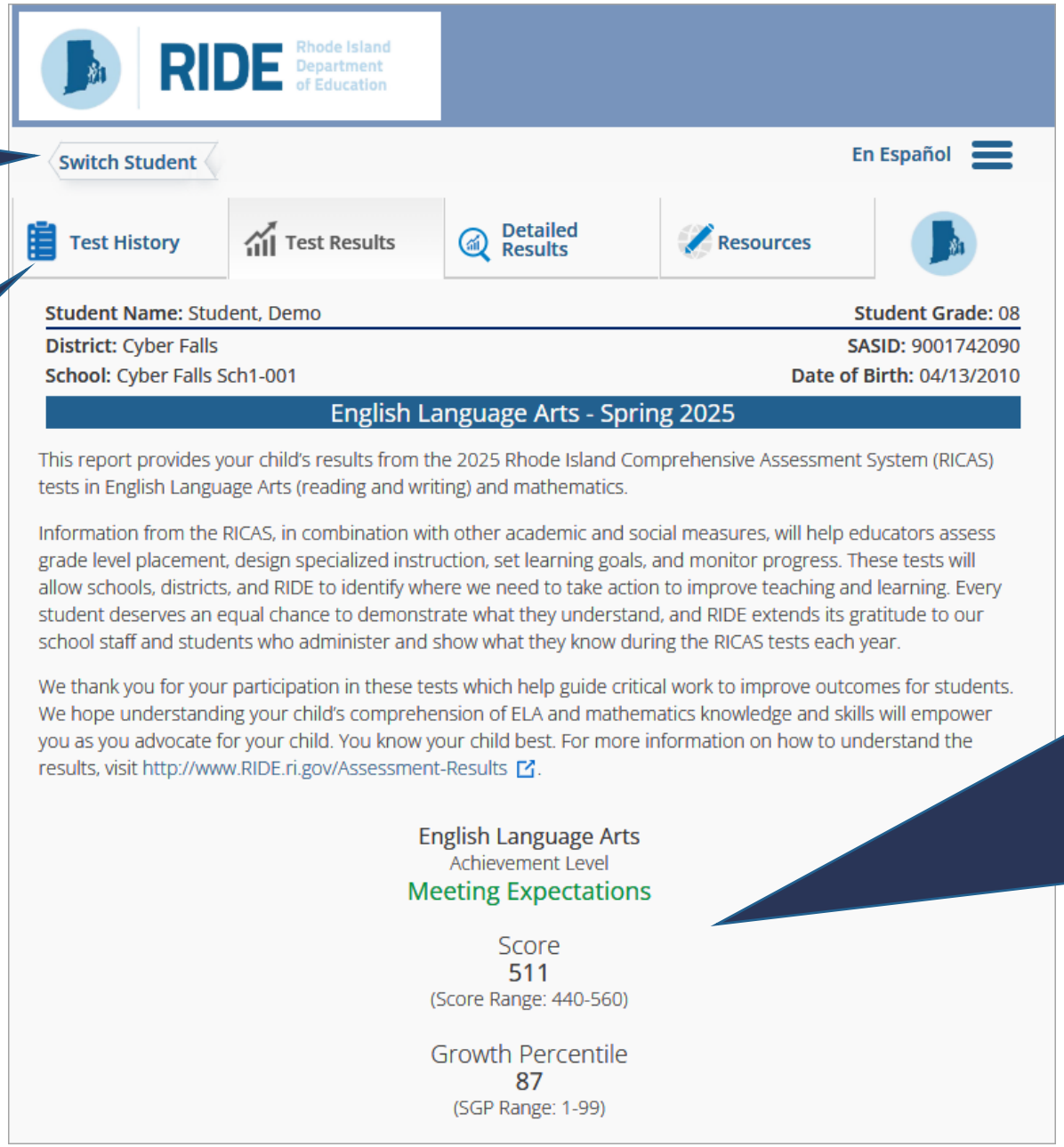

The **Test Results** tab shows your student's results along with their achievement level and score received on the assessment. Also shown is their Growth Percentile. Scroll through the report for more information about your student's performance.

Test Results

You can view your student's scaled score, achievement level and descriptors to determine how well your student has done. This may help you determine if additional support may be necessary.

RIDE Rhode Island Department of Education

How did your child do on the Rhode Island Comprehensive Assessment System (RICAS) English Language Arts assessment?

The colored bar shows the score range for each achievement level and where your child's score falls, which indicates how close your child is to the next level. RICAS uses four achievement levels to describe how well students meet the expectations for their grade level.

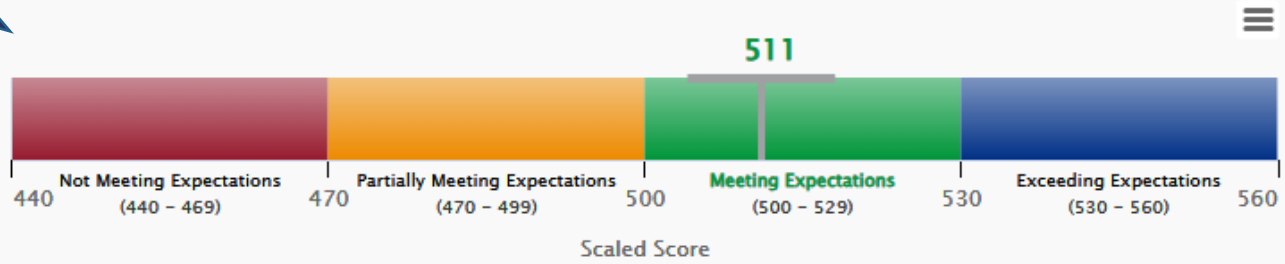

Not Meeting Expectations
A student who performed at this level did not meet grade-level expectations in this subject.

The school, in consultation with the student's parent/guardian, should determine the coordinated academic assistance and/or additional instruction the student needs to succeed in this subject.

Partially Meeting Expectations
A student who performed at this level partially met grade-level expectations in this subject.

The school, in consultation with the student's parent/guardian, should consider whether the student needs additional academic assistance to succeed in this subject.

Meeting Expectations
A student who performed at this level met grade-level expectations and is academically on track to succeed in the current grade in this subject.

Exceeding Expectations
A student who performed at this level exceeded grade-level expectations by demonstrating mastery of the subject matter.

* The horizontal gray bar in the graphic above shows the range of likely scores your child would receive if they took the test multiple times.

Test Results

As you scroll you can view how your student performed compared to students in their school, district, and state.

RIDE Rhode Island Department of Education

How did your child perform compared to students in their school, district, and state?

	Your Child's		Average Score		
Grade	Score	Year	School	District	State
08	511	2025	478	480	484

-- Data is not displayed for schools and districts where the data set is fewer than 10.

Test Results

You can view how your student is progressing compared to students in their school, district, and state.

RIDE Rhode Island Department of Education

How is your child progressing compared to their peers?

Your child's score this year is the same as or better than 87 percent of Rhode Island students who had a similar score to your child on the assessment(s) in a previous year(s).

Student Growth Percentiles

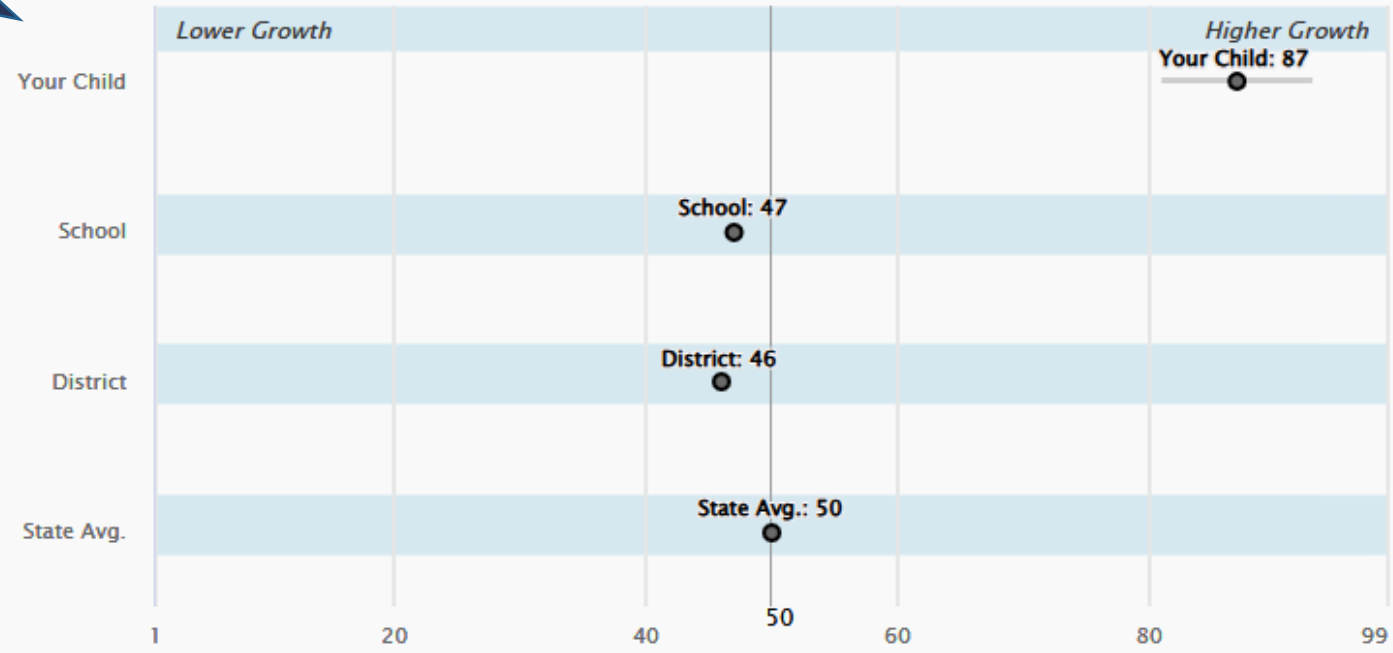

-- Data is not displayed for schools and districts where the data set is fewer than 20.

Test Results

In the next section of the report, you can view how your student performed on a specific reporting category for the selected subject, as well as the points earned and points possible for each category.

You can view how your student's points earned compares to other students at their school, district, and state.

RIDE Rhode Island Department of Education

Performance by Reporting Category

Each content area has reporting categories that correspond to the content domains (topics) of our state's content standards: the RI Core Standards for ELA/Literacy and RI Core Standards for Mathematics. The Reporting Category chart shows how many points your child earned for each category, the total possible points for the category, and the average points earned for your child's school, district, and the state.

Reporting Category	Points Earned/ Points Possible	Average Points		
		School	District	State
Reading	22 / 29 76%	14.4	15.0	15.8
Language	9 / 11 82%	5.4	5.6	6.0
Writing	6 / 10 60%	2.9	2.9	3.3

-- Data is not displayed for schools and districts where the data set is fewer than 10.

Detailed Results

To view more information about your student's performance on specific items, navigate to the **Detailed Results** tab.

Here, you're able to view how your student performed on each question in the test and see the percent of students who responded to each question correctly at the school, district, and state levels.

Test History | Detailed Results | Resources

Student Name: Student, Demo
Student Grade: 08
District: Cyber Falls
SASID: 9001742090
School: Cyber Falls Sch1-001
Date of Birth: 04/13/2010

English Language Arts - Spring 2025

Item #	Reporting Category	Student's Response	Points Earned / Points Possible	% of Students Answering Correctly *		
				State	District	School
1	Reading		0 of 1	46	43	41
2	Reading		1 of 1	65	62	60
3	Reading		1 of 1	64	61	58
4	Reading		0 of 1	59	55	53
5	Reading		1 of 1	65	62	58
6	Reading		1 of 1	63	59	57
7	Reading		1 of 1	69	66	64
8	Language		1 of 1	52	48	46
9	Reading		1 of 1	72	69	67
10	Reading		2 of 2	-	-	-
11	Reading		1 of 2	-	-	-

Detailed Results

To view the footnote on the **Detailed Results** tab, click on the "i" icon at the bottom of the page. The legend will provide icons that you may see on your student's detailed results report.

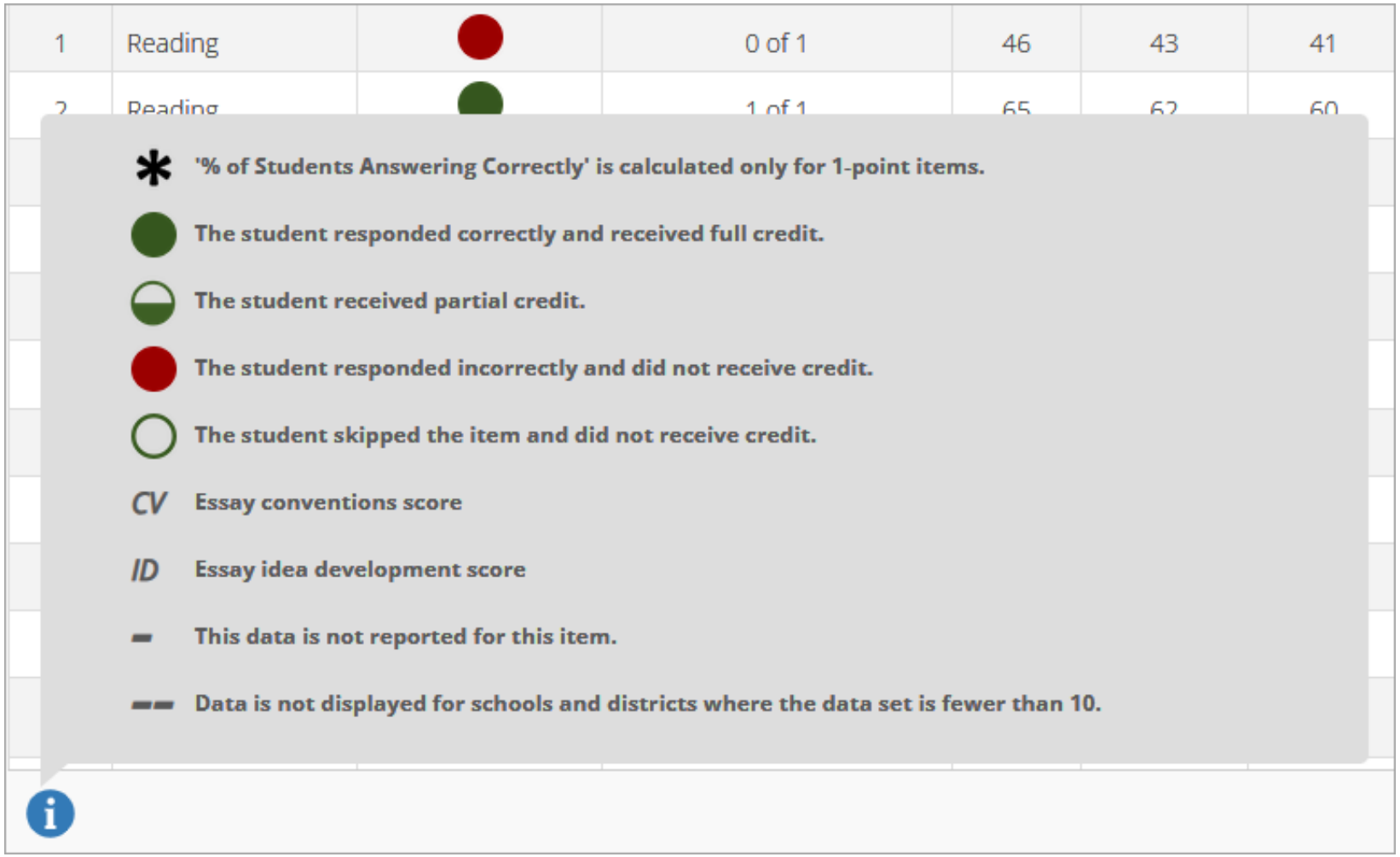

Additional Resources and Support

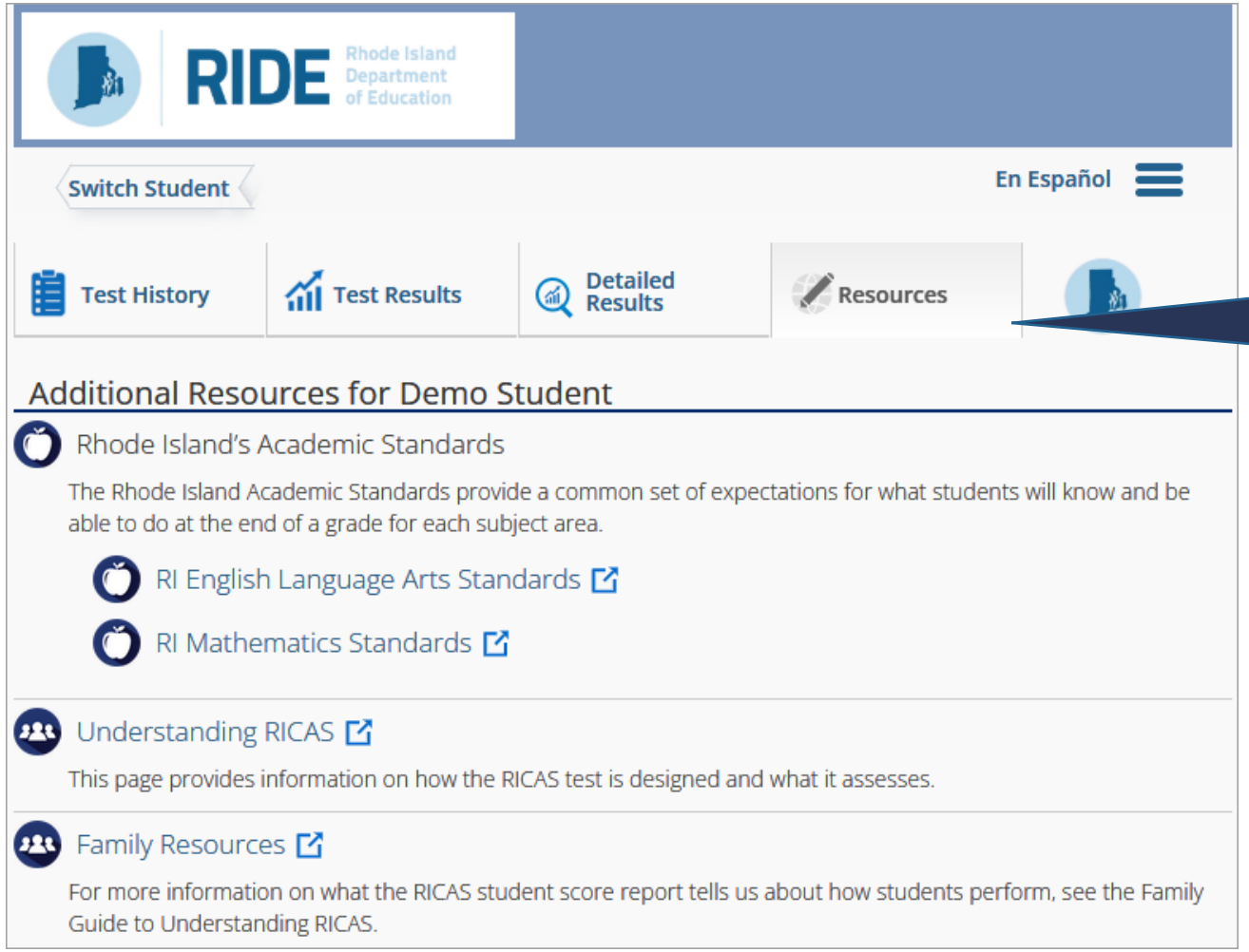

Select the **Resources** tab to access a multitude of information that further discusses the RICAS assessments, including translated score report shells.