



# Test Coordinator Monthly Webinar

---

October 16, 2024

**RHODE  
ISLAND**

# Agenda for October 16, 2024

---

- Introduction
- Reporting Assessment Results for 2023-24
  - Reporting Timeline
  - SDP/ADP Review
- Preparing for the 2024-25 RI State Assessments
  - Upcoming Test Coordinator Trainings
  - Test Coordinator Handbook
- Individual Test Updates
  - PSAT 10/SAT
  - NAEP
  - ACCESS & Alternate ACCESS
  - MLL Census Tasks

# Test Coordinator Monthly Webinars

---

- **Details:**

- **WHO:** district and school test coordinators, special education directors, EL directors, data managers, technology coordinators
- **WHAT:** pertinent information about state assessments, including monthly tasks, to support schools and LEAs in a successful test administration year
- **REGISTRATION:** the link to register for the entire series can be found at [www.ride.ri.gov/tc](http://www.ride.ri.gov/tc)  
<https://attendee.gotowebinar.com/register/1968693600455278426>

- **Webinar Calendar (Wednesdays at 10:00am) – Save the Dates!**

- November 13
- December 18
- January 15, 2025
- February 12, 2025
- March 19, 2025
- April 23, 2025
- May 14, 2025
- June 11, 2025

# Assessment Results 2023-2024

**RHODE  
ISLAND**

# 2023-24 Assessment Reporting

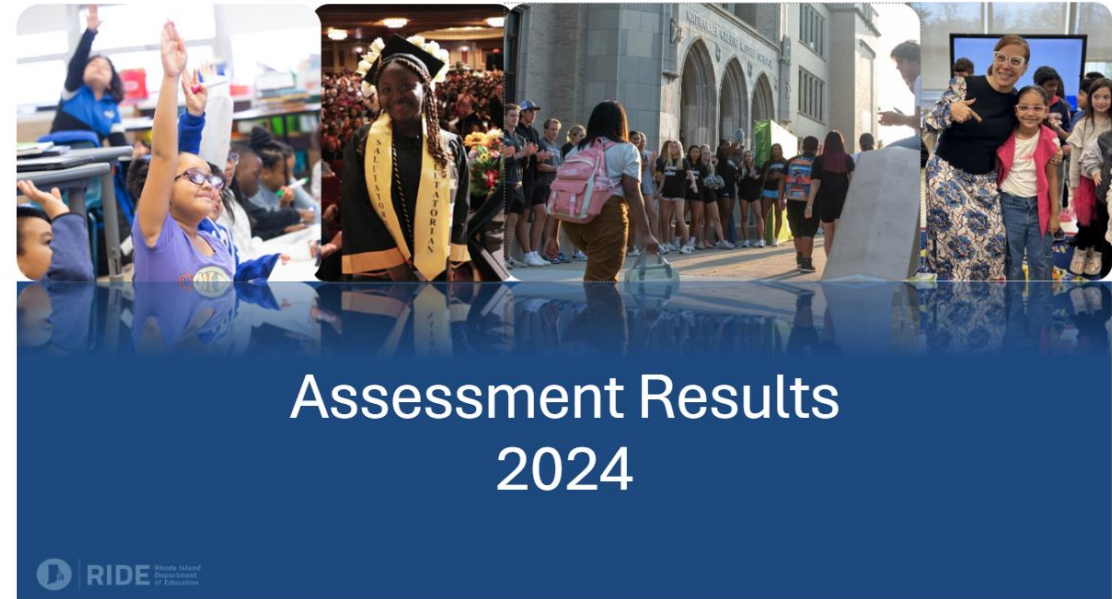
## Official State Assessment Reporting Information:

[www.ride.ri.gov/Assessment-Results](http://www.ride.ri.gov/Assessment-Results)

- The public will access assessment results through the RI Assessment Data Portal ([www.ride.ri.gov/RIADP](http://www.ride.ri.gov/RIADP))
- Educators will access assessment results in the Student Data Portal (SDP) by going to the RI Data Portal (<https://portal.ride.ri.gov>).

## Student Score Reports:

- NGA, DLM, ACCESS for ELLs, SAT, and PSAT 10 student score reports must be sent to families.
- RICAS paper student reports arrived in districts on October 9th.



# Student Score Reports Calendar

2023-24 Testing Year: [www.ride.ri.gov/assessment-results](http://www.ride.ri.gov/assessment-results)

Test	Date		Online Location
	Paper (mailed)	Online	
ACCESS	<i>Arrived in LEA</i>	<i>Available now</i>	<a href="#">WIDA AMS</a>
DLM	<i>Arrived in LEA</i>	<i>Available now</i>	<a href="#">Educator Portal</a>
RICAS	<i>Arrived in LEA</i>	<i>Available Now</i>	<a href="#">PearsonAccess<sup>next</sup></a>
PSAT 10*	N/A	<i>Available Now</i>	<a href="#">College Board K12 Reporting Portal</a>
SAT*	N/A	<i>Available Now</i>	<a href="#">College Board K12 Reporting Portal</a>
NGSA	<i>Arrived in LEA</i>	<i>Available now</i>	<a href="#">NGSA Reporting Portal</a>

*\*PSAT10/SAT score reports are no longer available on the RIDE Student Data Portal and must be printed from the College Board K12 Reporting Portal*

# Assessment Results

2023-24 Testing Year: [www.ride.ri.gov/assessment-results](http://www.ride.ri.gov/assessment-results)

Test	Type of Data Available	Online Location
ACCESS	LEA, school, and student	<a href="#">WIDA AMS</a>
DLM	LEA, school, and student	<a href="#">Educator Portal</a>
RICAS	Student-level	<a href="#">PearsonAccess<sup>next</sup></a>
PSAT 10	LEA, school, and student	<a href="#">College Board K-12 Reporting Portal</a>
SAT	LEA, school, and student	<a href="#">College Board K-12 Reporting Portal</a>
NGSA	Student-level only	<a href="#">NGSA Reporting Portal</a>
NAEP	State and national data	<a href="#">The Nations's Report Card</a>

# SDP/ADP Review





# Logging into the Data Portal

<https://portal.ride.ri.gov/Account/Login>

STATE OF RHODE ISLAND  
Department of Education

Home > Instruction & Assessment > Assessment > Assessment Results

## Assessment Results

This page provides links to the results of Rhode Island's statewide assessments. Below you will find results from past and current assessments and score interpretation materials.

Assessment data and interactive reports can be found on the following sites:

- RI ASSESSMENT DATA PORTAL
- RIDE PORTAL

**Public Access**  
An open link to aggregate data dashboard visualizations and downloads that provide an in-depth presentation of assessment results data by school year at the state, district and school levels, including by grade and/or student subgroups for all Rhode Island state assessments.  
[Download the RIADP User Guide](#)  
[Download the ADP Item Analysis Guide](#)

**Educator Access Only**  
Districts, school administrators, and teachers can access student assessment data through the "Student Data Portal" app within the RIDE Portal.

- [SDP Teacher Level Access](#)
- [SDP District & School Level Access](#)
- [Student Data Portal User Guide](#)
- [Data Managers Super User Module Guide](#)

Performance/Achievement Level Descriptors

Portal Rhode Island Department of Education

Username

Enter Username


Password

Enter Password

[Forgot username or password?](#) [Login](#)

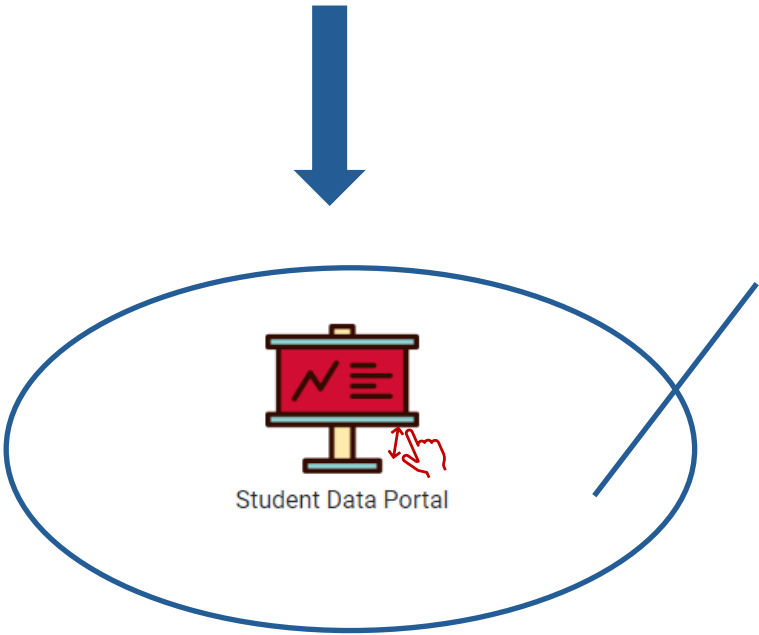
[Register for an account](#)

# Logging into the Data Portal



Manage your school, access and log in credentials

District Administrator	School Administrator	Teacher
Authorized district-/LEA-level personnel such as superintendents, assistant superintendents, curriculum directors, directors of teaching and learning, EL/MLL directors, special education directors, data managers, etc.	Authorized school administrators such as principals, assistant principals, and charter school chief administrators.	Educators directly assigned to students through Teacher Course Student (TCS) linkages such as classroom teachers, literacy and math coaches, special education teachers, etc.



The *SDP* or **Student Data Portal** is confidential and requires login credentials.

*Please contact your administrator/data manager for access and login information*

# Student Data Portal



## Student Data Portal

Rhode Island  
Department  
of Education

The Student Data Portal provides confidential student-level statewide assessment performance data for use in compliance with FERPA to support instructional and curricular decisions. Data accessed through this site must be appropriately secured at all times whether in digital or print format. This includes accessing the site securely and, when exporting data from this site, saving it to a secure location.

My Tested Students  My Current Students

[Item Analysis](#) [Download ISRs](#) [Search for Student](#) [Download Reports](#)

<b>District</b> Statewide	<b>School</b> District-wide	<b>Teachers (0)</b> All Teachers	
<b>Test</b> RICAS - English Language Arts/Literacy	<b>Subgroup</b> All Students	<b>Classes (0)</b> All Classes	<b>Class Sections</b> All Sections
<b>School Year</b> 2022-23	<b>Tested Grade</b> All Grades	<a href="#">Reset</a>	<a href="#">Show</a>



**RIDE** Rhode Island  
Department  
of Education

# Customize Your Search



The Student Data Portal provides confidential student-level statewide assessment performance data for use in compliance with FERPA to support instructional and curricular decisions. Data accessed through this site must be appropriately secured at all times whether in digital or print format. This includes accessing the site securely and, when exporting data from this site, saving it to a secure location.

My Tested Students  My Current Students

Item Analysis | Download ISRs | Search for Student | Download Reports

**District**  
Statewide

**School**  
District-wide

**Subgroup**  
All Students

**Teachers (0)**  
All Teachers

**Classes (0)**  
All Classes

**Class Sections**  
All Sections

Reset | Show

**School Year**  
2022-23 x  
2017-18  
2018-19  
2020-21  
2021-22

Choose a school or District wide to see overall district level data

Choose your assessment from the dropdown menu

Choose the year(s) from the dropdown menu

1

2

3

# Overall Performance Data



The Student Data Portal provides confidential student-level statewide assessment performance data for use in compliance with FERPA to support instructional and curricular decisions. Data accessed through this site must be appropriately secured at all times whether in digital or print format. This includes accessing the site securely and, when exporting data from this site, saving it to a secure location.

My Tested Students  My Current Students

[Item Analysis](#) [Download ISRs](#) [Search for Student](#) [Download Reports](#)

**District:** Sample District  
**School:** District-wide  
**Teachers (1579):** All Teachers  
**Test:** RICAS - English Language Arts/Literacy  
**Subgroup:** All Students  
**Classes (3767):** All Classes  
**Class Sections:** All Sections  
**School Year:** 2022-23  
**Tested Grade:** All Grades  
[Reset](#) [Show](#)

1-Not Meeting Expectations 2-Partially Meeting Expectations 3-Meeting Expectations 4-Exceeding Expectations

## RICAS - English Language Arts/Literacy

Show Performance  Show Participation Status  Show Growth  View Results as Text [Export](#) [Print](#)

Name	Students Tested		Performance				Meeting or Exceeding Expectations	Average Scale Score
	#	%	1-Not Meeting	2-Partially Meeting	3-Meeting	4-Exceeding		
2022-23 : All Schools : All Grades : All Groups	8674	97.3%	45%	39.9%	13.6%	1.4%	15.1%	474
2022-23 : Statewide : All Grades : All Groups	58624	98.6%	25.3%	41.7%	28.4%	4.6%	33.1%	488

To drill into the data, simply click on any segments within the bar chart. The State-level numbers are for reference and not clickable.



# Student Profile

**Student Data Portal** Rhode Island Department of Education

The Student Data Portal provides confidential student-level statewide assessment performance data for use in compliance with state law. When exporting data from this site, saving it to a secure location.

My Tested Students  My Current Students

District: Statewide  
 Test: RICAS - English Language Arts/Literacy  
 School Year: 2022-23

**Search for Student**

Enter SASID or Student's name

Search

Close

Item Analysis | Download ISRs | Search for Student | Download Reports

Class Sections: All Sections

Reset | Show

1-Not Meeting Expectations 2-Partially Meeting Expectations 3-Meeting Expectations 4-Exceeding Expectations

RICAS - English Language Arts/Literacy

Name	Students Tested		Growth	Average Growth Percentile	Performance	Meeting or Exceeding Expectations
	#	%				
2022-23 : Statewide : All Grades : All Groups	58624	98.6%	34.7% 34.9% 30.4%	50	25.3% 41.7% 28.4% 4.6%	33.1%

To drill into the performance data, simply click on any segments within the bar chart. The State-level numbers are for reference and not clickable.

**Student Profile**

Attendance [Show/Hide]

Attendance Rate 90% Or Above Attendance Rate Below 90%

Year	Attendance Rate
2012-13	95%
2013-14	98%
2014-15	95%
2015-16	95%
2016-17	95%
2017-18	95%
2018-19	88%
2019-20	98%
2020-21	72%
2021-22	88%
2022-23	92%
2023-24	98%

2022-23 : Grade: 05 : All

59 95.2% 13.6%

**Student Listing (59)**

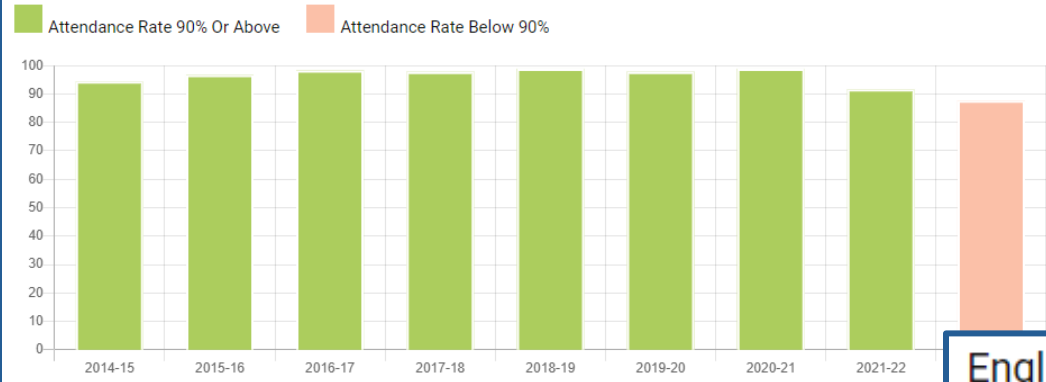
Basic Info  Demographics  Performance  Growth  Subscore Performance

Show 25 entries

Student Name	SASID	Grade
Student, Sample 1	1000999999	05
Student, Sample 2		05
Student, Sample 3		05
Student, Sample 4		05

# Student Profile Page

## Attendance [\[Show/Hide\]](#)



## Enrollment History [\[Show/Hide\]](#)

School Year	Grade	Enroll Date	Exit Date
2022-23	08	08/30/2022	
2021-22	07	09/08/2021	06/17/2022
2020-21	06	09/14/2020	06/25/2021
2019-20	05	09/03/2019	
2018-19	04	08/29/2018	
2017-18	03	08/30/2017	
2016-17	02	08/31/2016	06/19/2017
2015-16	01	09/02/2015	06/16/2016

## State Assessments

Process took 3.845762 seconds

**RICAS - English Language Arts/Literacy 2021-22**

- Tested Grade: 07
- Accommodations: N
- Score: 525
- Performance Level: 3 - Meeting expectations

[Achievement Level Descriptors and Cut Scores \[Show/Hide\]](#)

[Sub Scores \[Show/Hide\]](#)

**RICAS - English Language Arts/Literacy 2020-21**

- Tested Grade: 06
- Accommodations: N
- Score: 519
- Performance Level: 3 - Meeting expectations

[Achievement Level Descriptors and Cut Scores \[Show/Hide\]](#)

[Sub Scores \[Show/Hide\]](#)

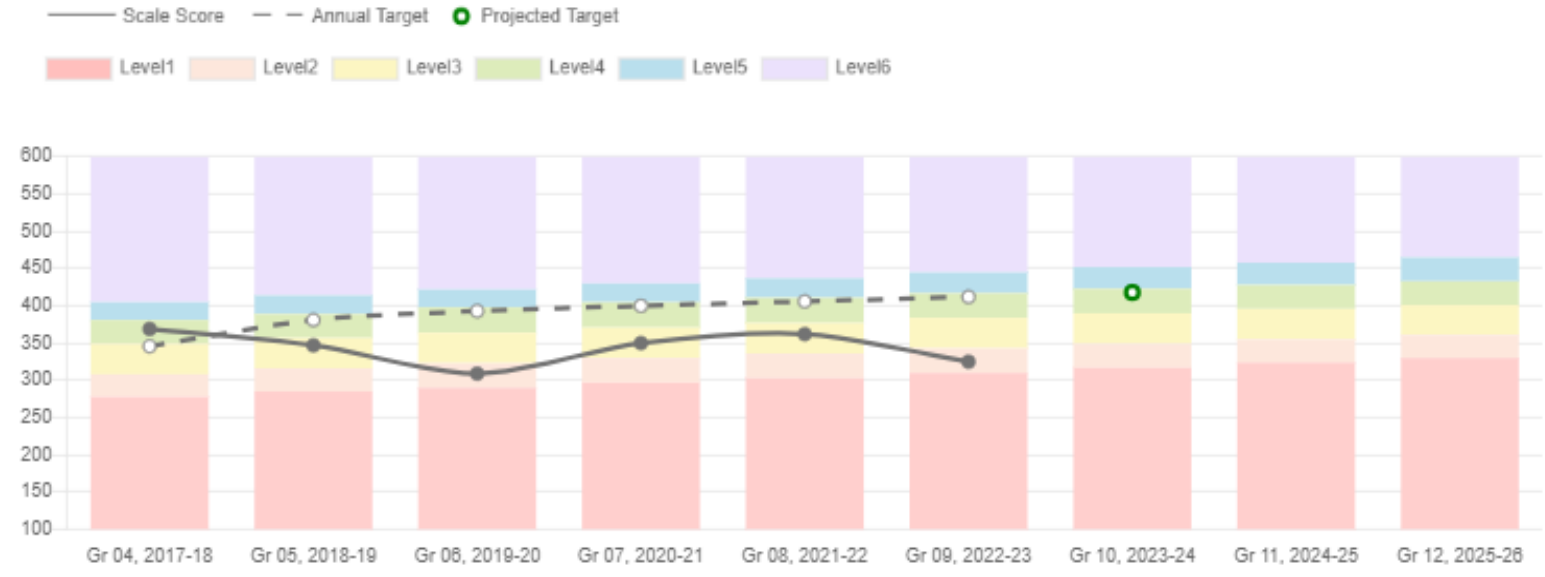
**RICAS - English Language Arts/Literacy 2018-19**

- Tested Grade: 04
- Accommodations: N
- Score: 521
- Performance Level: 3 - Meeting Expectations

[Achievement Level Descriptors and Cut Scores \[Show/Hide\]](#)

[Sub Scores \[Show/Hide\]](#)

## English Language Proficiency



# Item Analysis

The Student Data Portal provides confidential student-level statewide assessment performance data for use in compliance with FERPA to support instructional and curricular decisions. Data accessed through this site must be appropriately secured at all times whether in digital or print format. This includes accessing the site securely and, when exporting data from this site, saving it to a secure location.

My Tested Students  My Current Students

Item Analysis

Download ISRs

Search for Student

Download Reports

District

Statewide

School

District-wide

Teachers (0)

All Teachers

Test

RICAS - English Language Arts/Literacy

Subgroup

All Students

Classes (0)

All Classes

Class Sections

All Sections

School Year

2022-23

Tested Grade

All Grades

Reset

Show

To drill down to the item analysis level, click on the 'Item Analysis' button at the top of the screen.

In order to see more than 1 previous year of data, you must be looking at "My Current Students"

Item Level Analysis

My Tested Students

My Current Students

District

Providence

School

District-wide

Teachers (1579)

All Teachers

Test

RICAS - English Language Arts/Literacy

Subgroup

All Students

Classes (3767)

All Classes

Class Sections

All Sections

School Year

2022-23

Grade

03

03

04

05

06

07

08

Mode

Online

Reset

Show

Be sure to choose the correct grade- test scores are from the grade in which they took the assessment and not their current grade.)



# Item Analysis

## REMINDER:

- There are no released items for Spring 2024 RICAS
- Quantitative item analysis can still be done on the SDP
- Items will still show standard alignment
- All previous years released items are still available
- Since there are no released items this year, student "Released Items Reports" for both ELA and Math in PAN will not be available, therefore writing calibration cannot be done with 2024 data.

# Item Analysis

This page of the Rhode Island Public Assessment Data Portal includes the Item Level Analysis tool to assist schools and districts in utilizing the RICAS assessment data. After selecting an assessment, choose options from the various filters to customize the data displayed. All test items are displayed including ES (essay), CR (constructed response), SR (selected response), and SA (short answer). Please see the [Item Analysis Guidance Document](#) for additional information.

## Item Level Analysis

**Select Assessment**

Subject: RICAS - English Language Arts/Literacy

School Year: 2022-23

**Choose District or School**

District: Statewide

Schools: All Schools

**Select Grade and Display**

Grade: 03

Display as: Points

**Compare Results**

With Other Districts:

With Other Schools:

Data can be represented in the average number of points earned by choosing "Display as Points":  
**The average number of points earned on item 13 was 1.81 points out of a possible 7 points.**

12	13
1 pts	7 pts
1.28	0.56
1.81	

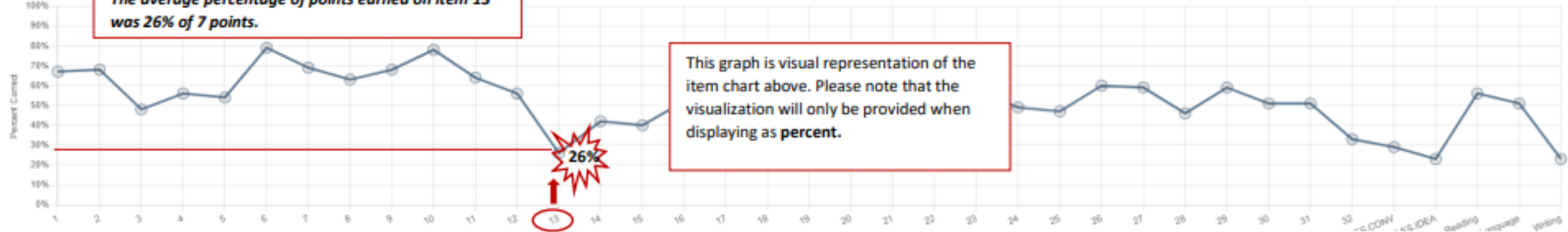
The writing strand is made up of points earned in two categories: **idea development and conventions.**

Overall averages of points earned across the three strands of Reading, Writing and Language

Data can be represented in the average percentage of points earned by choosing "Display as Percent":  
**The average percentage of points earned on item 13 was 26% of 7 points.**

12	13
1 pts	7 pts
56%	26%

This graph is visual representation of the item chart above. Please note that the visualization will only be provided when displaying as percent.



# Item Analysis

The item analysis tool will display each item on the chosen assessment and the **average percentage**, or *number of points* earned on that item across the state or district.

When looking at the **writing** strand in this visualization, it is important to note that the total number of possible points for **writing** comes from the student's idea development score. The written response item is scored on both idea development and conventions. The points earned in conventions are part of the language strand which includes both conventions and selected response items that align to language standards. See visual below:

1	2	3	4	5	6	7	8	9	10	11	12	13	14	15	16	17	18	19	20	21	22	23	24	25	26	27	28	29	30	31	32	13.ES.CONV	3.ES.IDEA	Reading	Language	Writing
1 pts	1 pts	1 pts	1 pts	1 pts	1 pts	1 pts	1 pts	1 pts	1 pts	2 pts	1 pts	7 pts	1 pts	1 pts	1 pts	1 pts	1 pts	1 pts	2 pts	1 pts	1 pts	1 pts	1 pts	1 pts	1 pts	2 pts	2 pts	1 pts	1 pts	1 pts	3 pts	3 pts	4 pts	28 pts	12 pts	4 pts
67%	68%	48%	56%	54%	79%	69%	63%	68%	78%	64%	56%	26%	42%	40%	52%	70%	50%	55%	71%	62%	64%	57%	49%	47%	60%	59%	46%	59%	51%	51%	33%	29%	23%	56%	1%	23%




# Item Analysis

## RICAS - English Language Arts/Literacy

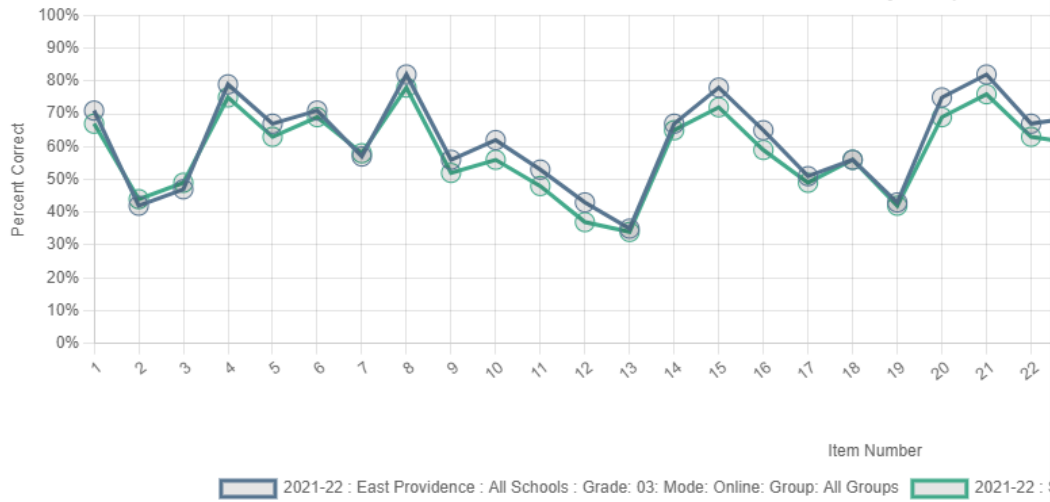
Students	1	2	3	4	5	6	7	8	9	
	1 pts	1 pts	1 pts	1 pts	1 pts	1 pts	1 pts	1 pts	1 pts	
2021-22 Grade: 03 Groups	325	71%	42%	47%	79%	67%	71%	57%	82%	56%
2021-22 Online: G	9653	67%	44%	49%	75%	63%	69%	58%	78%	52%

Click here to see a table of the standards assessed by item



To drill into the item level data, simply click on any blue number within the table. The State-level numbers are for reference.

Grade 03 ELA Item Analysis Graph



Item Number	Reporting Category	Standard	Item Type	Item Description	Correct Answer	Release Status	Possible Points	This Report		District		State		District-State diff
								pts	%	pts	%	pts	%	
1	Language	L.3.4	SR	Determine the meaning of the word based on the story.	A	Released	1	0.71	71%	0.71	71%	0.67	67%	+4%
2	Reading	RL.3.5	SR	Identify the effect of a repeated phrase in the story.	A	Released	1	0.42	42%	0.42	42%	0.44	44%	-2%
3	Reading	RL.3.3	SR	Identify a description of an object using details from the story.	C	Released	1	0.47	47%	0.47	47%	0.49	49%	-2%

# Preparing for the 2024-25 State Assessments

---

# Test Coordinator Handbook

Updated information on:

- State policies
- Procedures for preparation and administration
- Training materials
- Individual assessments
- Test Security
- Test Irregularities
- Medical Exemptions
- Monitoring



# Upcoming Test Coordinator Trainings

Assessment/Title of Training	Dates/Times	Registration Link
<b>ACCESS Test Coordinator Training</b> <ul style="list-style-type: none"> <li>For district and school test coordinators</li> </ul>	<b>November 4</b> (In person) <ul style="list-style-type: none"> <li>9:00am -12:00pm</li> </ul> <b>November 6</b> (In person) <ul style="list-style-type: none"> <li>9:00-12:00pm</li> </ul> <p><i>NOTE: A narrated presentation will also be posted at <a href="http://www.ride.ri.gov/assessment-training">www.ride.ri.gov/assessment-training</a></i></p>	<a href="https://www.eride.ri.gov/workshopreg/ViewWorkshop.aspx?workshopid=1973">https://www.eride.ri.gov/workshopreg/ViewWorkshop.aspx?workshopid=1973</a>
<b>SAT: Service for Students with Disabilities (SSD Online)</b> <ul style="list-style-type: none"> <li>For SSD Online coordinators, district and school test coordinators, special education directors</li> </ul>	<b>December 10</b> (In Person) <ul style="list-style-type: none"> <li>9:00-11:30am</li> <li>1:00-3:30pm</li> </ul> <p><b>December 16</b> (webinar)- date change</p> <ul style="list-style-type: none"> <li>9:30-11:00am</li> </ul>	<a href="https://www.eride.ri.gov/workshopreg/ViewWorkshop.aspx?workshopid=1974">https://www.eride.ri.gov/workshopreg/ViewWorkshop.aspx?workshopid=1974</a>  <a href="https://attendee.gotowebinar.com/register/6013486817885547616">https://attendee.gotowebinar.com/register/6013486817885547616</a>

# Individual Test Updates

---



# PSAT 10/SAT: Updates and Reminders

Testing Window:

Primary **April 1-11, 2025**

Make-up **April 21-25, 2025**

- RIDE will continue to register all students including outplaced, out of state, homebound/hospitalized, and homeschooled (if requested by parent) students for PSAT 10 and SAT.
- Students should be given all accommodations noted in their IEPs or 504s unless the student and/or parent are waiving the accommodation(s).
- SSD online will now automatically upload accommodations to TDTK.
- ALL accommodations need to be entered on time for them to be approved.
  - Digital test packages need to be provisioned into Bluebook.
    - Requesting accommodations last minute (2-4 days before the window closes) may result in test packages that are not provisioned in time for testing.
- Data Privacy Letters will no longer be shipped to schools and will need to be printed and given to students and families.

# PSAT 10/SAT

---

Some tools are available to all test takers and don't require accommodation requests:

- Testing Timer
- Calculator (Desmos)
- Math Reference Sheet
- Highlighter
- Mark for Review
- Line Reader
- Option Eliminator
- Question Menu
- Zoom
- Color Contrast

New in Bluebook and Test Day Toolkit in Fall 2024

- Highlights & Notes Universal Tool
- Bluebook device check
- PSAT/NMSQT and PSAT 8/9 practice test
- Sign-in ticket printing options
- Printable PDF Room Directory
- Student Roster Pagination
- Proctor Approval of Student Re-entry into Testing

# PSAT 10/SAT

---

## Required Test Coordinator Training- Part 1 SAT Test Day Test Coordinator Training

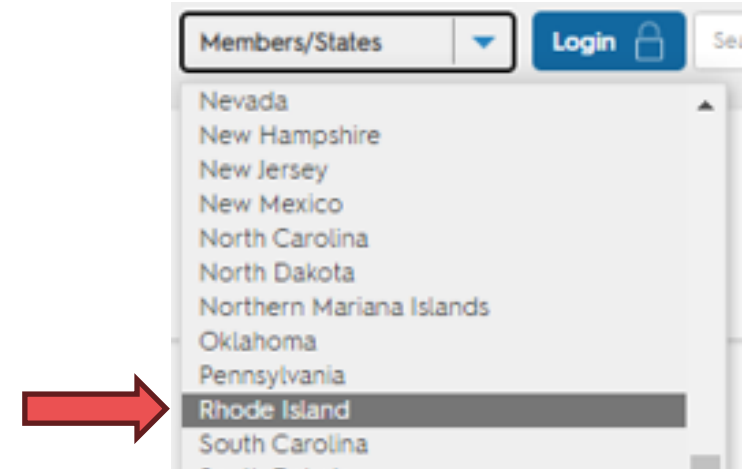
- **31** participants were in attendance for the in-person training on 10-7-24
- **22** participants were in attendance for the webinar on 10-9-24
- **108** schools in RI currently have students registered to take the SAT/PSAT in Spring
- **55** test coordinators will need to complete the online College Board modules for at least Part 1 of the training

# ACCESS & Alternate ACCESS: Getting Started

WIDA Home Page: <https://wida.wisc.edu/>

## Testing Dates

9/16/24	Alternate ACCESS Reports and Data Files Available - Online in WIDA AMS
10/2/24	Alternate ACCESS Reports Available in District - Printed
11/25/24 - 2/28/25	WIDA AMS Test Setup Available for Registrations
12/18/24	Districts Receive Test Materials
1/6/25 - 2/14/25	Test Window
2/17/25 - 2/28/25	Make-Up Test Window
12/18/24 - 2/7/25	Additional Test Material Ordering Window in WIDA AMS
3/5/25	Deadline for Shipping Completed Test Materials to DRC - Postmark date
4/29/25	Districts Receive Reports and Data - Posted in WIDA AMS
5/15/25	Printed Reports Received in Districts
6/4/25	Updated ACCESS and Alternate ACCESS Data Posted in WIDA AMS



## Requirements and Resources


See below for state-specific information and resources related to ELL assessment, including your state's ACCESS for ELLs Checklist, where you can find each step in the ACCESS testing process from beginning to end.

[ACCESS for ELLs Online Checklist](#)


[ACCESS for ELLs Paper Checklist](#)

# ACCESS Online & Paper Checklists

- ✓ Download ACCESS Online & Paper Checklists
- ✓ Review DTC "Before Testing" Tasks
- ✓ Review Accessibility & Accommodations Manual



**RHODE ISLAND**  
**ACCESS for ELLs Online Checklist**  
**2024-2025**



This state checklist is a guide for personnel involved in administering [ACCESS for ELLs](#) Online, and includes unique steps related to Kindergarten and Alternate ACCESS assessments. The checklist highlights all tasks that need to be completed **before**, **during**, and **after** testing within a school or district and uses color to indicate who typically completes those tasks in your state. This checklist has been customized for your state. The state-specific clarification column contains guidance that your state education agency expects you to follow as you prepare for and administer the test.

State-specific information			
<b>Test delivery mode</b>	Online	<b>Testing Window</b>	January 6, 2025 - February 14, 2025 February 17, 2025 – February 28, 2025 (Make-up Test Window)
<b>WIDA member page</b>	<a href="http://wida.wisc.edu/memberships/consortium/ri">wida.wisc.edu/memberships/consortium/ri</a>		
Online Resources			
<b>Training Courses</b> (login to Secure Portal required) <ul style="list-style-type: none"> <li>• <a href="#">Online ACCESS for ELLs: Administration</a></li> <li>• <a href="#">WIDA Alternate ACCESS: Administration and Scoring</a></li> <li>• <a href="#">Kindergarten ACCESS for ELLs: Administration and Scoring</a></li> </ul>		<ul style="list-style-type: none"> <li>• <a href="#">ACCESS for ELLs Interpretive Guide for Score Reports</a></li> <li>• <a href="#">Alternate ACCESS for ELLs Interpretive Guide for Score Reports</a></li> <li>• <a href="#">Technology Resources</a></li> <li>• <a href="#">Accessibility and Accommodations Resources</a></li> <li>• <a href="#">Q&amp;A Webinar Links and Recordings</a></li> </ul>	
<b>Course Resources:</b> <ul style="list-style-type: none"> <li>• <a href="#">ACCESS Online</a>, <a href="#">Kindergarten ACCESS</a>, <a href="#">Alternate ACCESS</a></li> </ul>		For more state-specific resources, visit your <a href="#">WIDA member page</a> .	
Checklist Key			
<ul style="list-style-type: none"> <li><span style="color: blue;">■</span> District Test Coordinator (DTC) task</li> <li><span style="color: green;">■</span> School Test Coordinator (STC) task</li> </ul>		<ul style="list-style-type: none"> <li><span style="color: purple;">■</span> <b>Kindergarten</b> Applies to Kindergarten ACCESS only</li> <li><span style="color: red;">■</span> <b>Alternate</b> Applies to Alternate ACCESS only</li> </ul>	

# MLL Census Tasks

- ✓ Review MLL Census by **November 1**: RIDE will order test materials for all schools and districts in RI using data in MLL Census.
- ✓ **Section 1:** (populated nightly from your Student Information System to RIDE). Review and alert data manager if incorrect.

- ✓ Name
- ✓ DOB
- ✓ Grade

**SECTION 1: Demographic Data** *(this information is updated by RIDE weekly based on your district's reported data)*

First Name		Last Name		Middle Initial	
X		Y			
Date of Birth		Gender		Grade	
04/08/2014		F		01	
Hispanic	Native	Asian	Black	White	Pacific
N	N	Y	N	N	N
Immigrant		Date 1st Enrolled in District		Date 1st Enrolled in Any RI Public School	
No		09/10/2017		09/10/2017	

- ✓ **Section 3A:**
  - ✓ Alternate ACCESS flag is pulled nightly from the IEP Census (Assessment = “3-Alternate Assessment”).
  - ✓ Pre-Order Accommodations: Braille, Large Print, Paper or None
  - ✓ Tier: A, BC or None (only needed if pre-order accommodation selected)

**SECTION 3a: ACCESS Testing**

Alternate ACCESS <i>(this field is updated nightly)</i>	Pre-Order: Accommodations (Braille, Large Print or Paper)	Tier
NO	None	

# MLL Census Tasks

- ✓ **Section 5:** for students who exited services last year, update:
  - ✓ 2023-24 service line: Reason = “Exited Program”
  - ✓ 2024-25 service line: Model = “MONITOR1”

## SECTION 5: Service & Monitoring

School Year	Model	Start Date	End Date	Reason	action
2024-25	MONITOR1	8/31/2024			[update] [delete]
2023-24	COLLABORATIVE ESL & GENERAL INSTRUCTION	8/30/2023	6/30/2024	Exited Program	[update]

- ✓ **Maintenance Reports:**
  - ✓ Resolve any maintenance report issues.
- ✓ **MLL or IEP Census questions?**
  - ✓ Please contact Samantha Clarke @ [Samantha.Clarke@ride.ri.gov](mailto:Samantha.Clarke@ride.ri.gov)

# NAEP


---

## Long Term Trend

- **LTT-age 13**
  - Students have been imported
  - Testing window is October 7 – Dec 13, 2024
  - *Thank you to schools who have already tested!*
- **LTT-age 17**
  - Import student lists activity will be done at the state level in January
  - School Coordinators should schedule their Assessment Planning Meeting (APM) with Field Reps in the NAEP Assessment Management System (AMS) beginning January 8
  - APMs begin January 20, 2025
  - Testing window March 17 – May 23, 2025

## PISA

- Selected districts/schools have been notified
- Assessment window March 17 – May 9, 2025
- Notify Jackie Branco of date change requests





# Reference Information

---

# State Assessments by Grade Level

	Alternate Assessments			General Education Assessments					
Grade Tested	Alternate ACCESS for ELs	DLM	DLM	ACCESS 2.0 for ELs	NGSA	RICAS	PSAT™10	SAT	NAEP
	<i>ELP</i>	<i>ELA &amp; Math</i>	<i>Science</i>	<i>ELP</i>	<i>Science</i>	<i>ELA &amp; Math</i>	<i>ELA &amp; Math</i>	<i>ELA &amp; Math</i>	
K	K			K					
1	1			1					
2	2			2					
3	3	3		3		3			
4	4	4		4		4			4
5	5	5	5	5	5	5			
6	6	6		6		6			
7	7	7		7		7			
8	8	8	8	8	8	8			8
9	9			9					
10	10			10			10		(Age 15)
11	11	11	11	11	11			11	
12	12			12					12

# 2024-2025 State Assessment Calendar: Elementary & Middle School

State testing windows are posted at [www.ride.ri.gov/Assessment-Schedules](http://www.ride.ri.gov/Assessment-Schedules)

Test	Content Area(s)	Grades	Primary Test Window	Makeup Test Window
ACCESS for ELLs	ELP	K-12	Jan. 6 – Feb. 14, 2025	Feb. 17-28, 2025
WIDA Alternate ACCESS	ELP	K-12	Jan. 6 – Feb. 14, 2025	Feb. 17-28, 2025
RICAS	ELA	3-8	March 24 – April 11, 2025	April 14 – April 25, 2025
	Math	3-8	April 28 – May 9, 2025	May 12 – May 23, 2025
DLM	ELA, Math Science	3-8 5, 8, 11	April 1 – May 30, 2025	
NGSA	Science	5, 8, 11	April 28 - May 16, 2025	May 19 - May 30, 2025
NAEP	<i>See following slide.</i>			

# 2024-2025 State Assessment Calendar: High School

State testing windows are posted at [www.ride.ri.gov/Assessment-Schedules](http://www.ride.ri.gov/Assessment-Schedules)

Test	Content Area(s)	Grades	Primary Test Window	Makeup Test Window
ACCESS for ELLs	ELP	K-12	Jan. 6 – Feb. 14, 2025	Feb. 17-28, 2025
WIDA Alternate ACCESS	ELP	K-12	Jan. 6 – Feb. 14, 2025	Feb. 17-28, 2025
DLM	ELA, Math Science	3-8, 11 5, 8, 11	April 1 – May 30, 2025	
PSAT 10	Reading, Math	10	April 1-April 11, 2025	April 21-April 25, 2025
RI SAT School Day	Reading, Math	11	April 1-April 11, 2025	April 21-April 25, 2025
NGSA	Science	5, 8, 11	April 28 - May 16, 2025	May 19 - May 30, 2025
NAEP	<i>See following slide.</i>			

# 2024-2025 State Assessment Calendar: NAEP

State testing windows are posted at [www.ride.ri.gov/Assessment-Schedules](http://www.ride.ri.gov/Assessment-Schedules)

Test	Content Area(s)	Grades/Ages	Test Window Opens	Test Window Closes
NAEP LTT 2025	Reading, math	Age 13	October 7, 2024	December 13, 2024
		Age 9	January 6, 2025	March 14, 2025
		Age 17	March 17, 2025	May 23, 2025
NAEP Field Test	Reading, math	4,8,12	January 27, 2025	March 7, 2025
PISA 2025	Reading, math, science	15 yr. old students	March 2025	April 2025

- *Not all schools will be selected for every test. More information will be available at the beginning of the school year.*
- NAEP: National Assessment of Educational Progress
- LTT: Long-term Trend
- PISA: Program for International Student Assessment

# Best Practices for Selecting Your Testing Windows

---

1. Determine how many staff you will need *before* selecting your testing window.
2. Use as much of the state testing window as possible. Even if your school testing window is over, if you're within the state assessment window, you can continue testing.
3. Plan to test 100% of students in each content area.
4. Start as early in the state primary testing window as possible.
5. Adhere to the state testing window for make-up testing.

# Primary RIDE Website Resources

These websites are referenced the most in our state assessment guidance materials

Webpage Name	Contents	Link
RISAP Test Coordinator Information	Updates, memo archives, monthly webinar registration link and recording/presentation archive, help desk and general RISAP info	<a href="https://ride.ri.gov/TC">https://ride.ri.gov/TC</a>
Assessment Schedules	State testing windows for all assessments	<a href="http://www.ride.ri.gov/assessment-schedules">www.ride.ri.gov/assessment-schedules</a>
Assessment Manuals & Materials	Manuals, guides, and links to assessment websites to support administration	<a href="https://ride.ri.gov/assessment-manuals">https://ride.ri.gov/assessment-manuals</a>
Statewide Assessment Training	Training requirements and resources for test coordinators and test administrators, training calendar	<a href="http://www.ride.ri.gov/Assessment-Training">www.ride.ri.gov/Assessment-Training</a>
Assessment Accommodations	Accommodations and Accessibility Features Manual, assessment-specific resources	<a href="http://www.ride.ri.gov/Accommodations">www.ride.ri.gov/Accommodations</a>
Assessment Exemptions	Information about medical exemptions	<a href="http://www.ride.ri.gov/assessment-exemptions">www.ride.ri.gov/assessment-exemptions</a>
Assessment Results	Assessment reporting website resources and archive	<a href="http://www.ride.ri.gov/Assessment-Results">www.ride.ri.gov/Assessment-Results</a>
Released Items / Practice Tests	Released items, practice tests, and other resources	<a href="http://www.ride.ri.gov/Released-Items">www.ride.ri.gov/Released-Items</a>

# Assessment Office Resources

- Assessment Mailbox: [assessment@ride.ri.gov](mailto:assessment@ride.ri.gov)
- Alternate Assessment mailbox: [alternate.assessment@ride.ri.gov](mailto:alternate.assessment@ride.ri.gov)
- Assessment Resources: [www.ride.ri.gov/TC](http://www.ride.ri.gov/TC)
  - Manuals: [www.ride.ri.gov/assessment-manuals](http://www.ride.ri.gov/assessment-manuals)
  - Training: [www.ride.ri.gov/assessment-training](http://www.ride.ri.gov/assessment-training)
  - Accommodations: [www.ride.ri.gov/accommodations](http://www.ride.ri.gov/accommodations)
- Assessment Data Portal:
  - Public Site: <https://www3.ride.ri.gov/ADP>
  - Confidential Site: <https://portal.ride.ri.gov/Account/Login>

Phyllis Lynch (Director of Office of Assessment)

- 401-222-4693
- [Phyllis.Lynch@ride.ri.gov](mailto:Phyllis.Lynch@ride.ri.gov)

Ana Karantonis (ACCESS for ELLs, psychometrics)

- 401-222-8940
- [Ana.Karantonis@ride.ri.gov](mailto:Ana.Karantonis@ride.ri.gov)

Heather Heineke (DLM, NGSA)

- 401-222-8493
- [Heather.Heineke@ride.ri.gov](mailto:Heather.Heineke@ride.ri.gov)

Tricia Federico (RICAS, PSAT 10, SAT)

- 401-222-8478
- [Tricia.Federico@ride.ri.gov](mailto:Tricia.Federico@ride.ri.gov)

Jackie Branco (NAEP, accommodations)

- 401-222-4685
- [Jacqueline.Branco@ride.ri.gov](mailto:Jacqueline.Branco@ride.ri.gov)