

Work-Based Learning (WBL)

The GWB defines a work-based learning activity as a planned, structured learning experience that provides youth (ages 14-24, in school or out of school) with real-life or simulated work experiences where they can develop and apply academic, technical, and essential skills; and contributes to the achievement of their postsecondary and employment goal(s). RIDE-Approved programs are required to integrate work-based learning opportunities for all students in the program, including 80 hours in one particular WBL-type as identified by the Governor's Workforce Board. Please refer to the following documents for more information: [WBL Guidance](#) [WBL Frequently Asked Questions](#)

Program-Level Questions

Summary Table

Please fill out the program details chart below for each WBL activity offered through your program. We are requiring that at least one WBL activity meets the GWB standards. If your program is meeting these requirements through more than one activity, please list all of those activities. You are not required to have a specific number of WBL activities, as long as you have at least 80 hours of activities within one type of WBL. If you have additional career exploration activities that fall short of the WBL standards, you are not required to report them here.

Add instructions for each column?

Activity Name	Type	Status	Required?	Associated Course
Activity 1*	<ul style="list-style-type: none"> • Internship • Apprenticeship • Service learning • School-based enterprise • Industry project 	<ul style="list-style-type: none"> • Current • Planned 	<ul style="list-style-type: none"> • Yes • No 	_____
Activity 2	<ul style="list-style-type: none"> • Internship • Apprenticeship • Service learning • School-based enterprise • Industry project 	<ul style="list-style-type: none"> • Current • Planned 	<ul style="list-style-type: none"> • Yes • No 	_____
Activity 3	<ul style="list-style-type: none"> • Internship • Apprenticeship • Service learning • School-based enterprise • Industry project 	<ul style="list-style-type: none"> • Current • Planned 	<ul style="list-style-type: none"> • Yes • No 	_____
Activity 4	<ul style="list-style-type: none"> • Internship • Apprenticeship • Service learning • School-based enterprise • Industry project 	<ul style="list-style-type: none"> • Current • Planned 	<ul style="list-style-type: none"> • Yes • No 	_____
Activity 5	<ul style="list-style-type: none"> • Internship • Apprenticeship • Service learning • School-based enterprise • Industry project 	<ul style="list-style-type: none"> • Current • Planned 	<ul style="list-style-type: none"> • Yes • No 	_____
Grade Level(s)	Employer Partner	Paid?	Academic Credit?	

For Reference Only

Activity 1*	_____	_____	• Yes	• Yes
	—	—	• No	• No
Activity 2	_____	_____	• Yes	• Yes
	—	—	• No	• No
Activity 3	_____	_____	• Yes	• Yes
	—	—	• No	• No
Activity 4	_____	_____	• Yes	• Yes
	—	—	• No	• No
Activity 5	_____	_____	• Yes	• Yes
	—	—	• No	• No

Count toward 80 hrs?

Activity 1*

Activity 2

Activity 3

Activity 4


Activity 5

 How do you ensure all students complete the minimum WBL requirements?

Please identify the page and section of the attached evidence that indicates students' requirements. (50 words)

 Required evidence

Documentation that students are required to engage in this work-based learning experience (e.g. pathway syllabus, course document, etc.)

 Which data system(s) will you use to track student participation in work-based learning?

This data collection system must include the following elements: Type of work-based learning (internship, school-based enterprise, industry project, apprenticeship, or service learning project) Number of hours each student completed Courses associated with the WBL Whether the WBL activity is paid Whether the WBL activity earns academic credit and, if so, what type of credit Any other credits or credentials earned with the activity (50 words max)


 Required evidence


Sample form, data export, etc. from that data system.

 Activity 1

 Overview

FOR REFERENCE ONLY

 Activity name

 Brief description of activity


50 words


 Required evidence

Include one of the following: Syllabus, description of the WBL activity, etc. Rubric used to evaluate the activity Certificate of approval of the apprenticeship by the Rhode Island Apprenticeship Council (required for apprenticeships)


 Optional additional evidence

You may include any additional evidence related to this WBL activity, such as sample student work

 Skills and Outcomes

 What technical skills should students gain as a result of this project? How will you measure them?


50 words

 What essential skills should students gain as a result of this project? How will you measure them?

Please see <https://www.prepare-ri.org/wbl/> for more information regarding WBL including guidance on essential skills. Essential skills may also be known as career readiness skills, 21st century skills, applied learning skills among other descriptors. 50 words

 What academic skills should students gain as a result of this project? How will you measure them?

50 words


 Describe the final presentation component of this WBL activity: What are the student expectations? What is the format? Who is the audience?

50 words

 Optional evidence


You may include any evidence related to the final WBL presentation, such as the presentation description or prompt.


 Academic Alignment

 What strategies will you use to ensure that the WBL activity meaningfully connects to coursework and builds on knowledge or skills from the coursework? Describe the pre- or post-activity coursework associated with the activity.

100 words max

For Reference Only

 Employer Engagement


 What core responsibilities will the school hold the employer to?


50 words

 Required evidence

Demonstration of relationship with employer (MOA, letter from employer, etc.)

 Activity 2

 Activity name

 Brief description of activity


50 words


 Required evidence

Include one of the following: Syllabus, description of the WBL activity, etc. Rubric used to evaluate the activity Certificate of approval of the apprenticeship by the Rhode Island Apprenticeship Council (required for apprenticeships)


 Optional additional evidence

You may include any additional evidence related to this WBL activity, such as sample student work.

 Skills and Outcomes


 What technical skills should students gain as a result of this project? How will you measure them?

50 words


 What essential skills should students gain as a result of this project? How will you measure them?

Please see <https://www.prepare-ri.org/wbl/> for more information regarding WBL including guidance on essential skills. Essential skills may also be known as career readiness skills, 21st century skills, applied learning skills among other descriptors. 50 words


FOR REFERENCE ONLY

 What academic skills should students gain as a result of this project? How will you measure them?


50 words


 Describe the final presentation component of this WBL activity: What are the student expectations? What is the format? Who is the audience?

50 words

 Optional evidence


You may include any evidence related to the final WBL presentation, such as the presentation description or prompts.

 Academic Alignment

 What strategies will you use to ensure that the WBL activity meaningfully connects to coursework and builds on knowledge or skills from the coursework? Describe the pre- or post-activity coursework associated with the activity.

100 words max

 Employer Engagement

 What core responsibilities will the school hold the employer to?

50 words

 Required evidence

Proof of relationship with employer (MOA, letter from employer, etc.)

 Activity 3

 Activity name


 Brief description of activity

50 words


 Required evidence


For Reference Only

Include one of the following: Syllabus, description of the WBL activity, etc. Rubric used to evaluate the activity Certificate of approval of the apprenticeship by the Rhode Island Apprenticeship Council (required for apprenticeships)


 Optional additional evidence

You may include any additional evidence related to this WBL activity, such as sample student work.


 Skills and Outcomes

 What technical skills should students gain as a result of this project? How will you measure them?

50 words

 What essential skills should students gain as a result of this project? How will you measure them?


Please see <https://www.prepare-ri.org/wbl/> for more information regarding WBL including guidance on essential skills. Essential skills may also be known as career readiness skills, 21st century skills, applied learning skills among other descriptors. 50 words

 What academic skills should students gain as a result of this project? How will you measure them?


50 words


 Describe the final presentation component of this WBL activity. What are the student expectations? What is the format? Who is the audience?

50 words


 Optional evidence


You may include any evidence related to the final WBL presentation, such as the presentation description or prompt.

 Academic Alignment

 What strategies will you use to ensure that the WBL activity meaningfully connects to coursework and builds on knowledge or skills from the coursework? Describe the pre- or post-activity coursework associated with the activity.

100 words max

 Employer Engagement

 What core responsibilities will the school hold the employer to?


50 words


FOR REFERENCE ONLY

 Required evidence

Proof of relationship with employer (MOA, letter from employer, etc.)

 Activity 4

 Activity name

 Brief description of activity


50 words

 Required evidence

Include one of the following: Syllabus, description of the WBL activity, etc. Rubric used to evaluate the activity Certificate of approval of the apprenticeship by the Rhode Island Apprenticeship Council (required for apprenticeships)


 Optional additional evidence

You may include any additional evidence related to this WBL activity, such as sample student work.


 Skills and Outcomes

 What technical skills should students gain as a result of this project? How will you measure them?


50 words

 What essential skills should students gain as a result of this project? How will you measure them?

Please see <https://www.prepare-ri.org/wbl/> for more information regarding WBL including guidance on essential skills. Essential skills may also be known as career readiness skills, 21st century skills, applied learning skills among other descriptors. 50 words


 What academic skills should students gain as a result of this project? How will you measure them?

50 words


 Describe the final presentation component of this WBL activity: What are the student expectations? What is the format? Who is the audience?


50 words

For Reference Only


 Optional evidence


You may include any evidence related to the final WBL presentation, such as the presentation description or prompt.

 Academic Alignment

 What strategies will you use to ensure that the WBL activity meaningfully connects to coursework and builds on knowledge or skills from the coursework? Describe the pre- or post-activity coursework associated with the activity.

100 words max

 Employer Engagement


 What core responsibilities will the school hold the employer to?


50 words

 Required evidence

Proof of relationship with employer (MOA, letter from employer, etc.)

 Activity 5

 Activity name

 Brief description of activity

50 words


 Required evidence

Include one of the following: Syllabus, description of the WBL activity, etc. Rubric used to evaluate the activity Certificate of approval of the apprenticeship by the Rhode Island Apprenticeship Council (required for apprenticeships)

 Optional additional evidence


You may include any additional evidence related to this WBL activity, such as sample student work.

 Skills and Outcomes


 What technical skills should students gain as a result of this project? How will you measure them?

FOR REFERENCE ONLY


50 words

 What essential skills should students gain as a result of this project? How will you measure them?


Please see <https://www.prepare-ri.org/wbl/> for more information regarding WBL including guidance on essential skills. Essential skills may also be known as career readiness skills, 21st century skills, applied learning skills among other descriptors. 50 words

 What academic skills should students gain as a result of this project? How will you measure them?


50 words


 Describe the final presentation component of this WBL activity: What are the student expectations? What is the format? Who is the audience?

50 words

 Optional evidence


You may include any evidence related to the final WBL presentation, such as the presentation description or prompt.

 Academic Alignment

 What strategies will you use to ensure that the WBL activity meaningfully connects to coursework and builds on knowledge or skills from the coursework? Describe the pre- or post-activity coursework associated with the activity.

200 words max

 Employer Engagement

 What core responsibilities will the school hold the employer to?

50 words

 Required evidence

Proof of relationship with employer (MOA, letter from employer, etc.)

For Reference Only