


# Instructions – How to Print



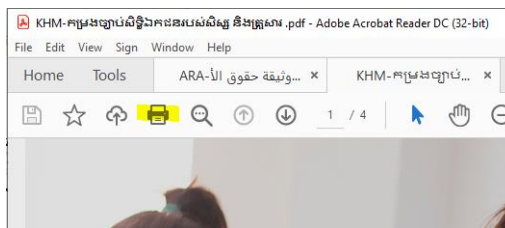
The Parent and Student Bill of Rights can be printed in many sizes and formats, but for usability and to share with families one way is to print as follows.

1. Open the .pdf document in **Adobe Acrobat Reader** (available to download online for free)

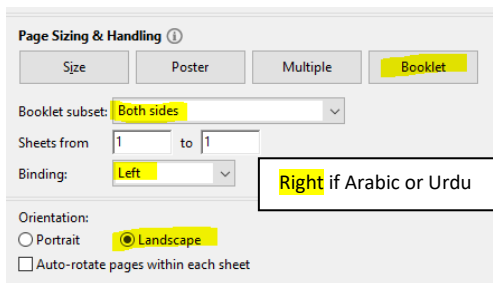


FRA-Charte des droits de la famille et de l'étudiant multilingues


2. Select the Print Icon or File/Print



3. Make sure the setting for printing are as follows:



4. You should now be able to print and have a one pager, front and back, that when folded is ready to share!



As you share with families, if you notice that some words or translations are not accurate, please contact [flavia.moleabaker@ride.ri.gov](mailto:flavia.moleabaker@ride.ri.gov) or [veronica.salas@ride.ri.gov](mailto:veronica.salas@ride.ri.gov)